



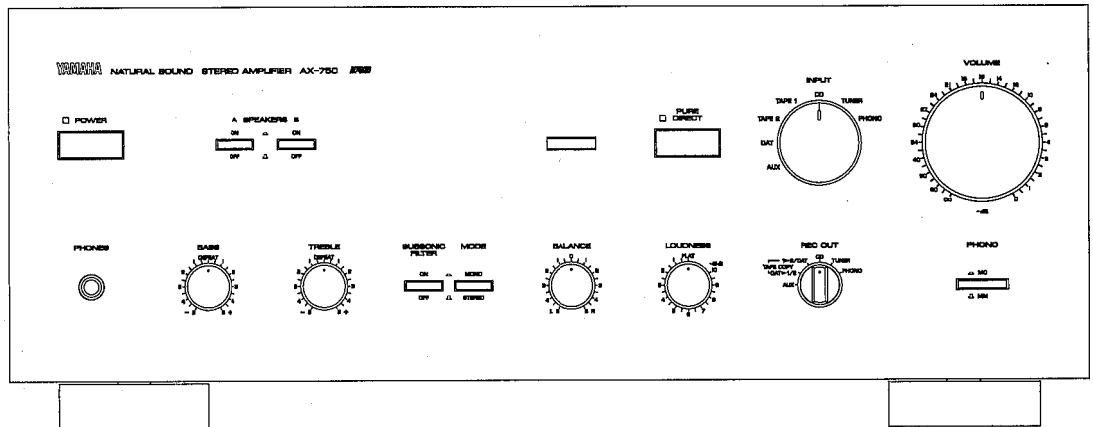
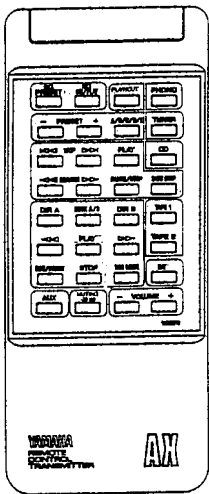
For more Hi-Fi manuals and set-up information  
please visit [www.hifiengine.com](http://www.hifiengine.com)

# STEREO INTEGRATED AMPLIFIER

# AX-750

## SERVICE MANUAL

### FRONT PANEL



### IMPORTANT NOTICE

This manual has been provided for the use of authorized YAMAHA Retailers and their service personnel. It has been assumed that basic service procedures inherent to the industry, and more specifically YAMAHA Products, are already known and understood by the users, and have therefore not been restated.

**WARNING:** Failure to follow appropriate service and safety procedures when servicing this product may result in personal injury, destruction of expensive components, and failure of the product to perform as specified. For these reasons, we advise all YAMAHA product owners that any service required should be performed by an authorized YAMAHA Retailer or the appointed service representative.

**IMPORTANT:** The presentation or sale of this manual to any individual or firm does not constitute authorization, certification or recognition of any applicable technical capabilities, or establish a principle-agent relationship of any form.

The data provided is believed to be accurate and applicable to the unit(s) indicated on the cover. The research, engineering, and service departments of YAMAHA are continually striving to improve YAMAHA products. Modifications are, therefore, inevitable and specifications are subject to change without notice or obligation to retrofit. Should any discrepancy appear to exist, please contact the distributor's Service Division.

**WARNING:** Static discharges can destroy expensive components. Discharge any static electricity your body may have accumulated by grounding yourself to the ground buss in the unit (heavy gauge black wires connect to this buss).

**IMPORTANT:** Turn the unit OFF during disassembly and part replacement. Recheck all work before you apply power to the unit.


### CONTENTS

|                              |     |
|------------------------------|-----|
| TO SERVICE PERSONNEL .....   | 1   |
| REAR PANELS .....            | 1~2 |
| SPECIFICATIONS .....         | 3   |
| DIMENSIONS .....             | 3   |
| INTERNAL VIEW .....          | 4   |
| DISASSEMBLY PROCEDURES ..... | 4   |

|                                  |       |
|----------------------------------|-------|
| ADJUSTMENTS .....                | 5     |
| Wiring Diagram .....             | 6     |
| Wiring .....                     | 7     |
| PRINTED CIRCUIT BOARD .....      | 8~13  |
| SCHEMATIC DIAGRAM .....          | 14,15 |
| PARTS LIST .....                 | 16~24 |
| REMOTE CONTROL TRANSMITTER ..... | 25    |

## ■ TO SERVICE PERSONNEL

### 1. Critical Components Information.

Components having special characteristics are marked  and must be replaced with parts having specifications equal to those originally installed.

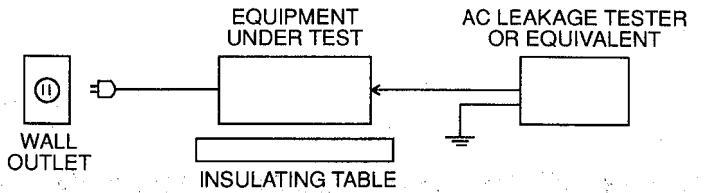
### 2. Leakage Current Measurement (For 120 V Model Only).

When service has been completed, it is imperative that you verify that all exposed conductive surfaces are properly insulated from supply circuits.

- Meter impedance should be equivalent to 1500 ohm shunted by 0.15  $\mu$ F.
- Leakage current must not exceed 0.5 mA.
- Be sure to test for leakage with the AC plug in both polarities.

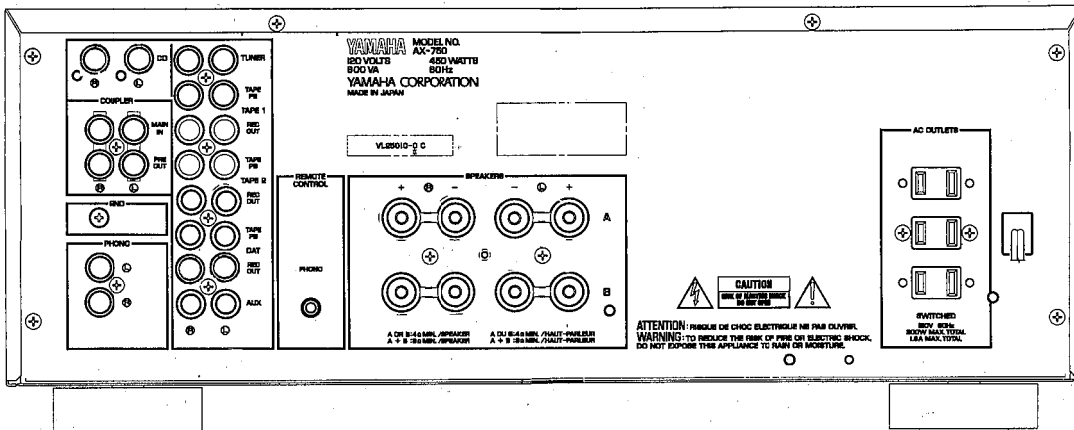
### • POLARIZATION

This product is equipped with a polarized alternating current line plug (a plug having one blade wider than the other). This plug will fit into the power outlet only one way. This is a safety feature. (U.C model only)

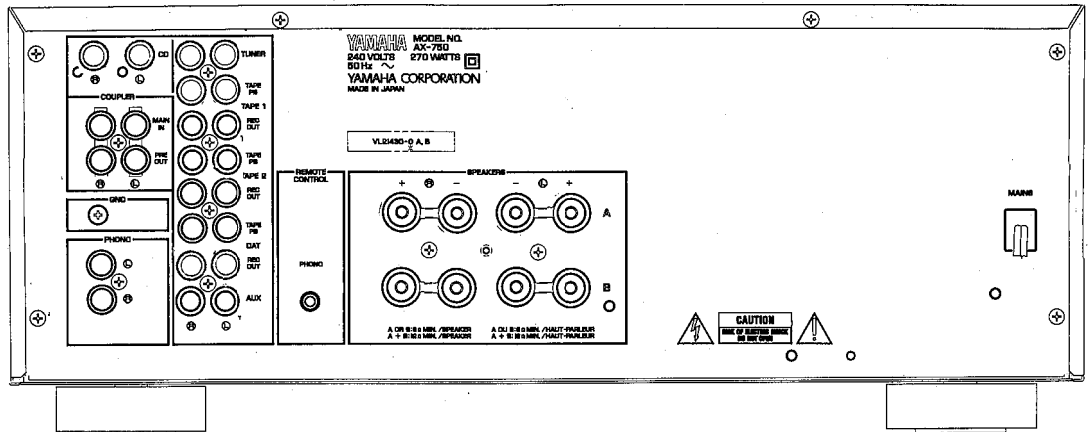


## ■ REAR PANELS

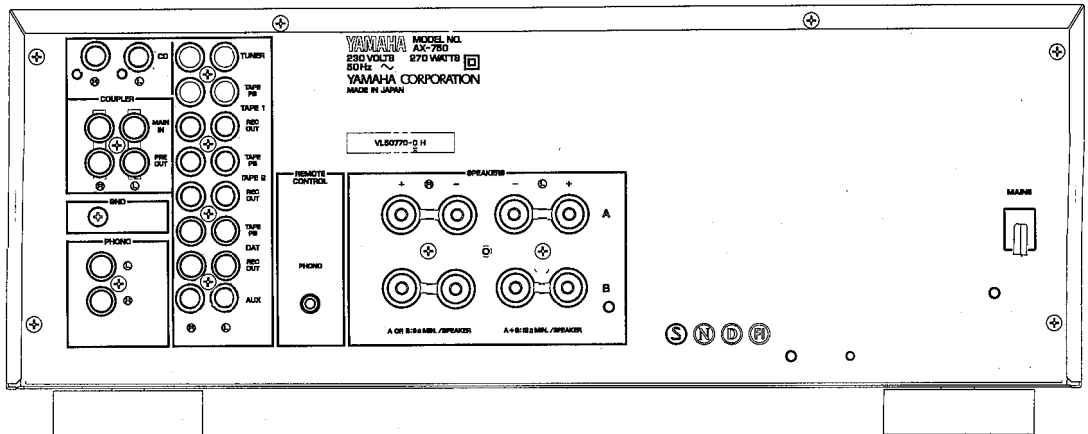
### ● Canadian model



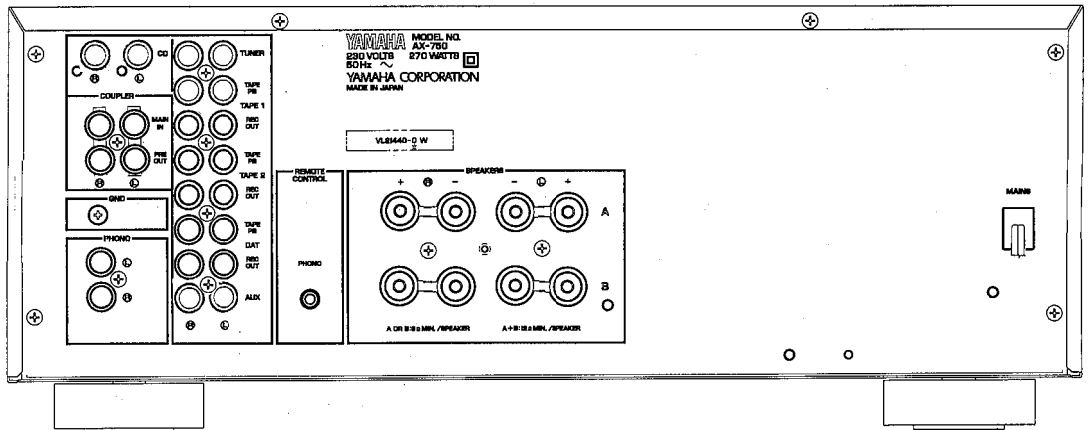
● Australian and British models



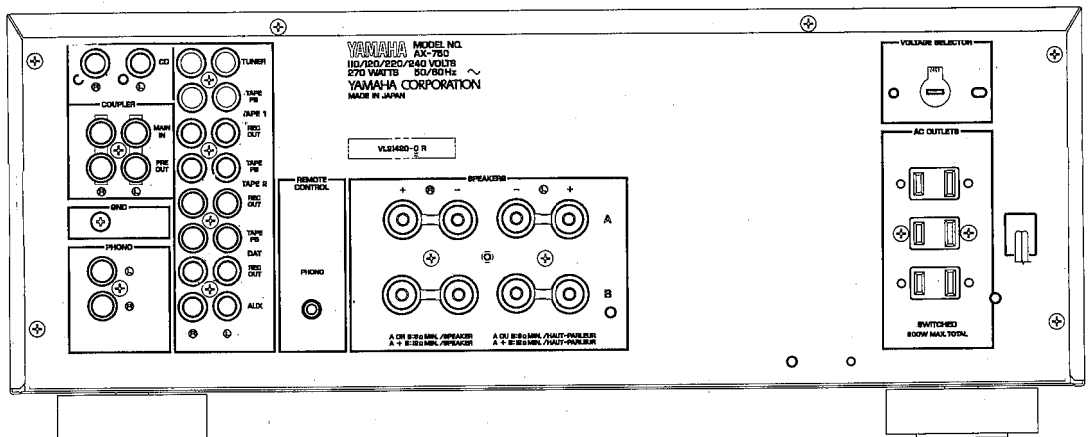
● North European model



● Germany model




● General model



AX-750



## INTERNAL VIEW



- ① Main circuit board (6) : General model only
- ② Main circuit board (2)
- ③ Main circuit board (3)
- ④ Main circuit board (1)
- ⑤ Function circuit board (1)
- ⑥ Function circuit board (2)
- ⑦ Function circuit board (4)
- ⑧ Function circuit board (3)
- ⑨ Main circuit board (8)
- ⑩ Main circuit board (7)
- ⑪ Function circuit board (6)
- ⑫ Main circuit board (9)
- ⑬ Tone control circuit board (1)
- ⑭ Function circuit board (5)
- ⑮ Main circuit board (4)
- ⑯ Tone control circuit board (2)
- ⑰ Tone control circuit board (3)
- ⑱ Tone control circuit board (4)

## DISASSEMBLY PROCEDURES

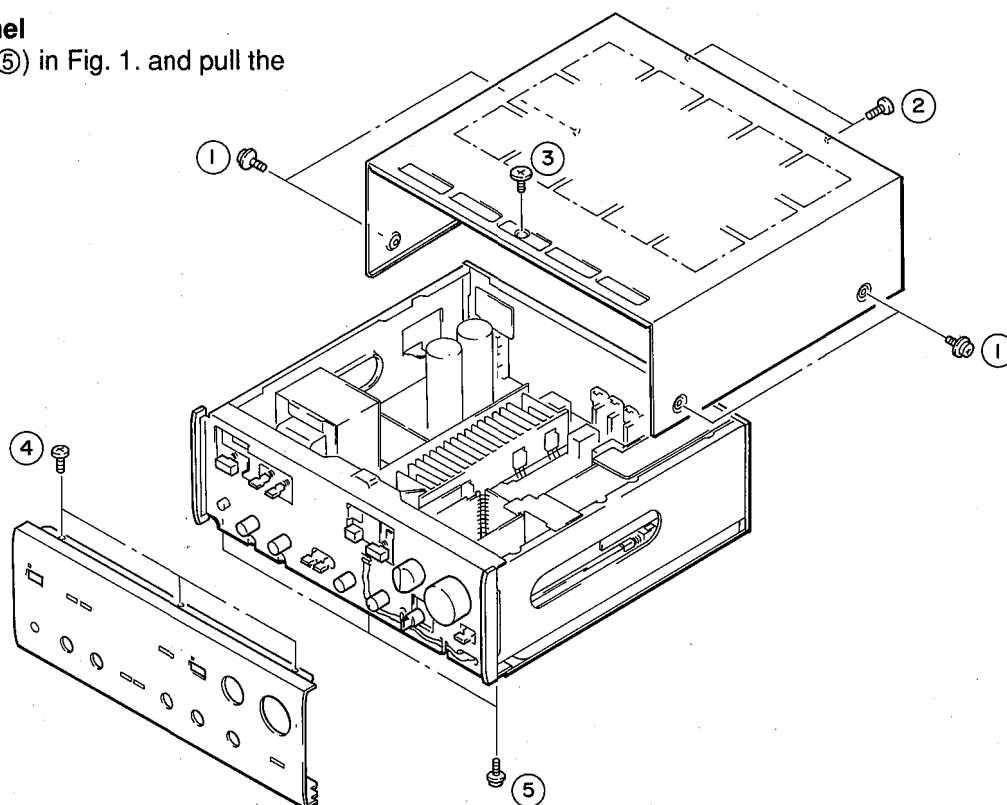
(Remove parts in disassembly order as numbered)

### 1. Removal of Top Cover

Remove 7 screws (①, ②, ③) in Fig. 1, and slide the Top Cover back.

### 2. Removal of Front Panel

Remove 6 screws (④, ⑤) in Fig. 1, and pull the Front Panel forward.



## ADJUSTMENTS

### 1. Before Adjustment

- Make sure that AC line voltage is within:

| Model | AC line voltage |
|-------|-----------------|
| C     | 120 V ± 10%     |
| W,H   | 230 V ± 10%     |
| A, B  | 240 V ± 10%     |

### 2. Instruments required

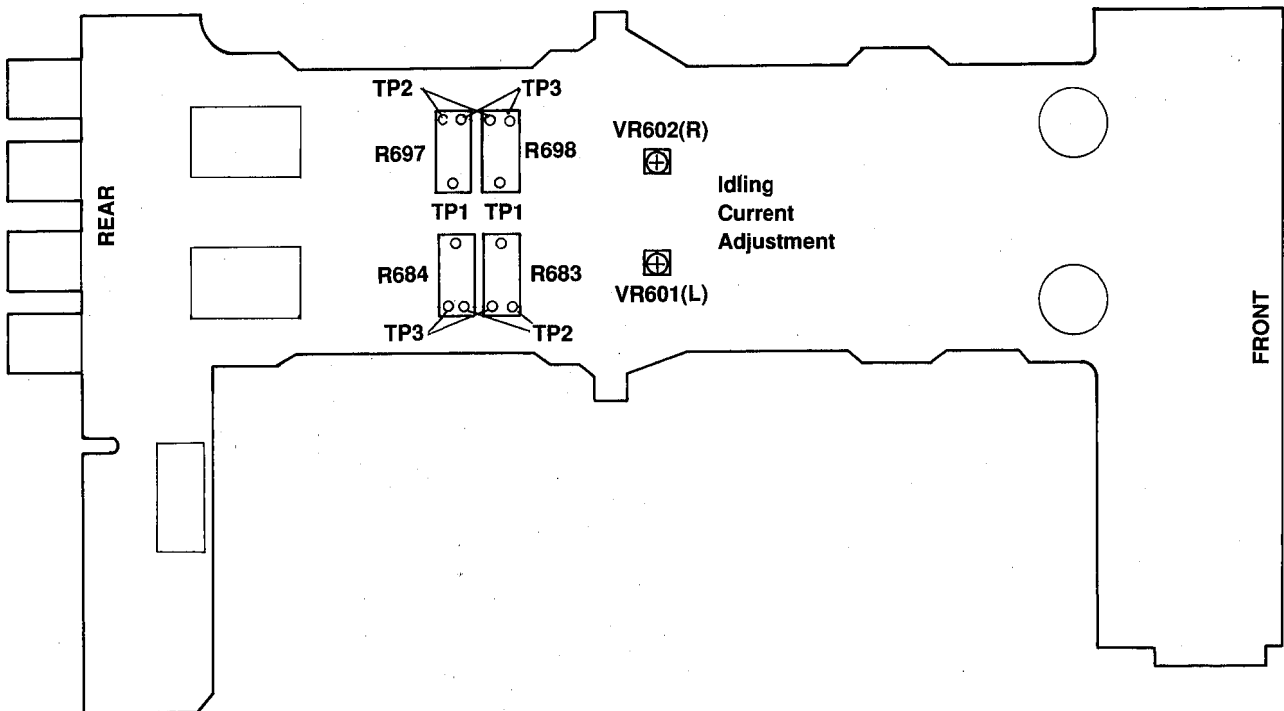
- DCVM

### ● IDLING CURRENT ADJUSTMENT

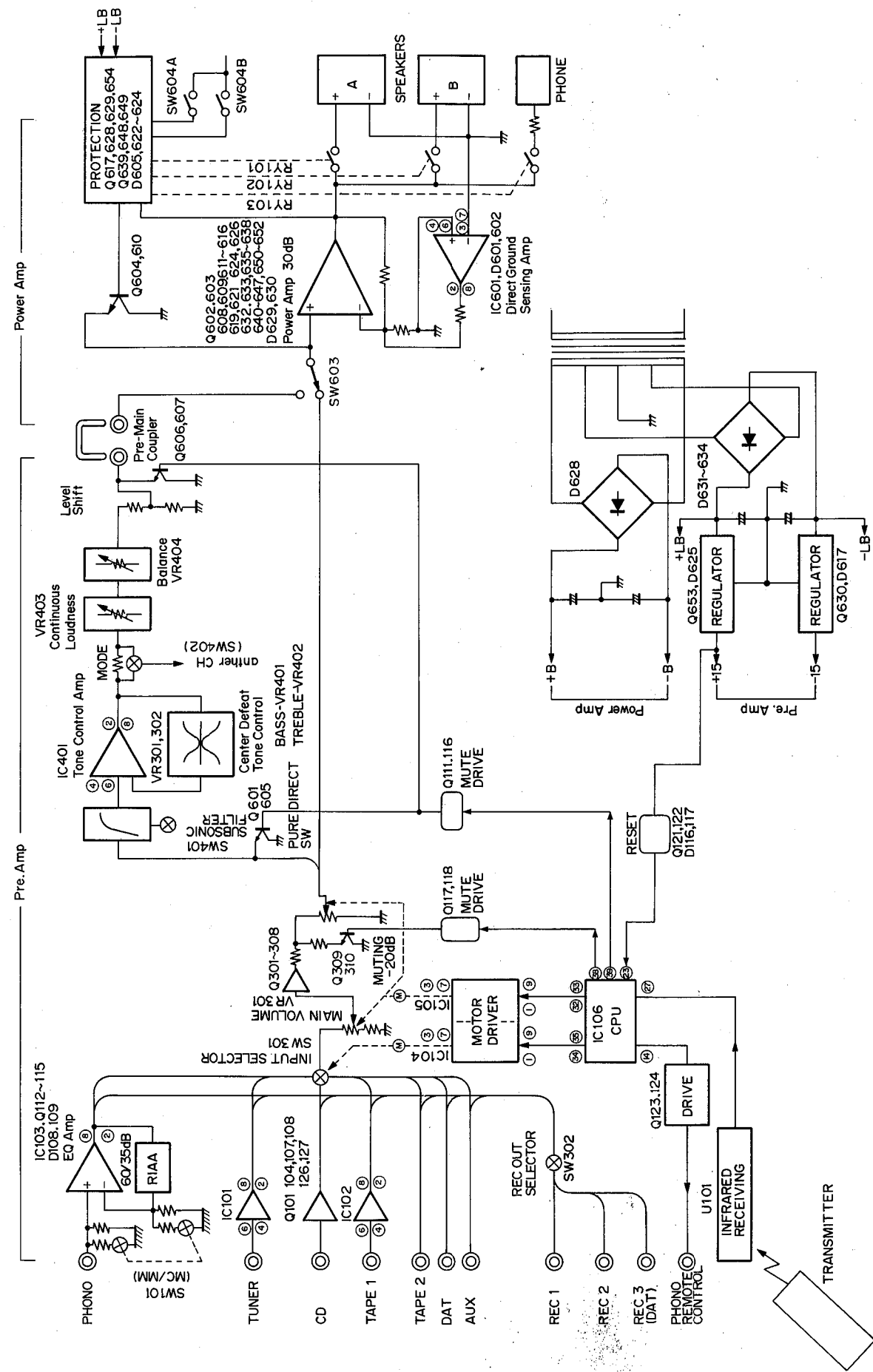
- When replacing the power and drive transistors, adjust idling current.
- After the power has been turned on, age about 10 minutes in non loaded condition.
- Adjust VR601 (Lch) and VR602 (Rch) so that the voltage across the terminals of R135 and R136 comes to 10mV±4mV DC.

|     | Test Points   | Adjustment Points | Rating        |
|-----|---|-------------------|---------------|
| Lch | Across the terminals of R683 or R684 (TP1 ↔ TP2 or TP1 ↔ TP3) | VR601             | 10 mV±4 mV DC |
| Rch | Across the terminals of R697 or R698 (TP1 ↔ TP2 or TP1 ↔ TP3) | VR602             | 10 mV±4 mV DC |

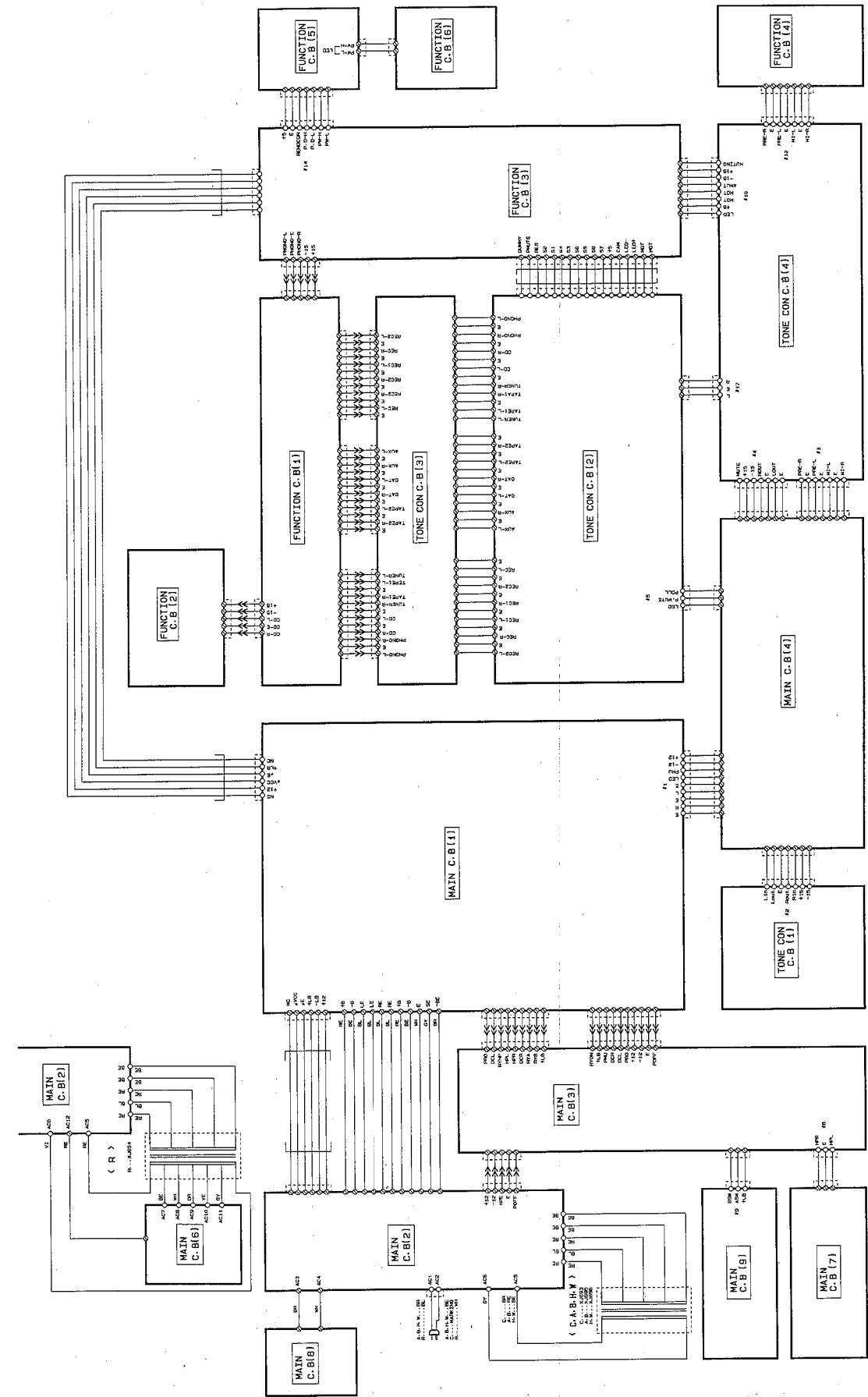
### ● TEST POINT



■ BLOCK DIAGRAM



■ WIRING



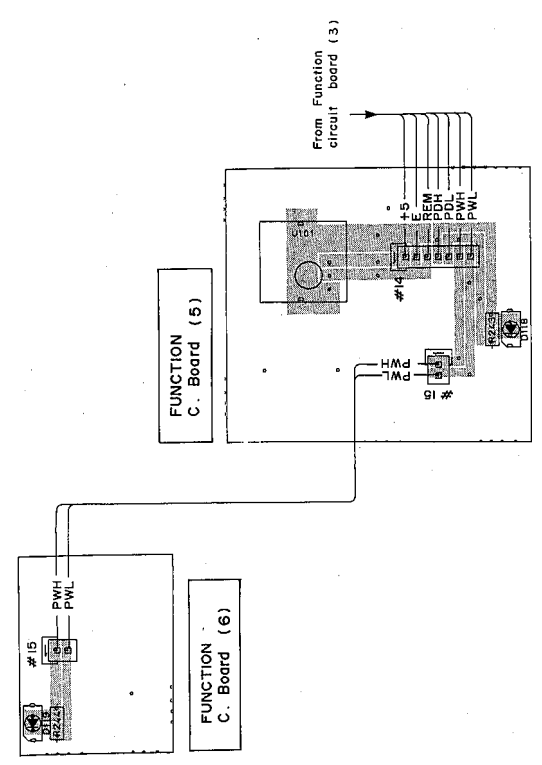
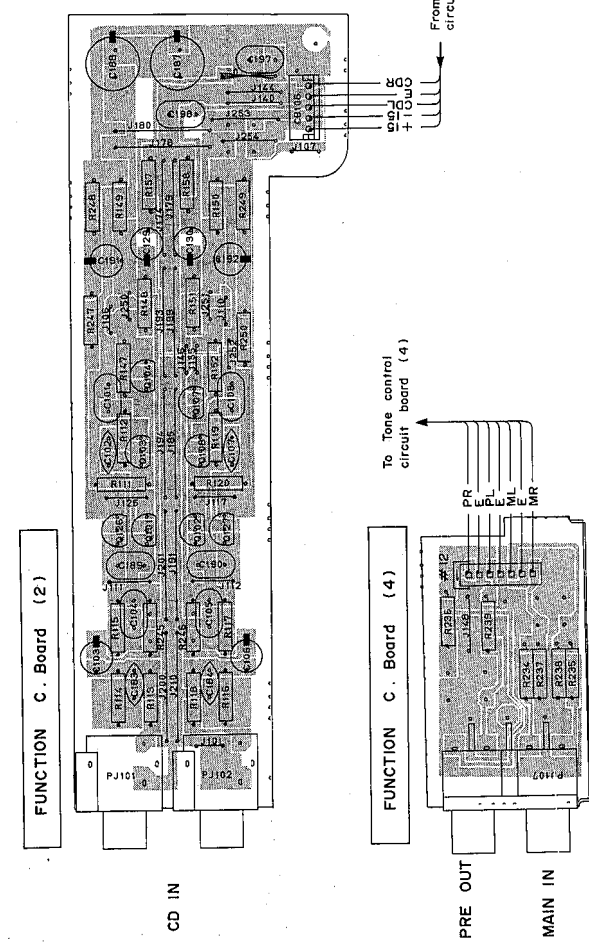
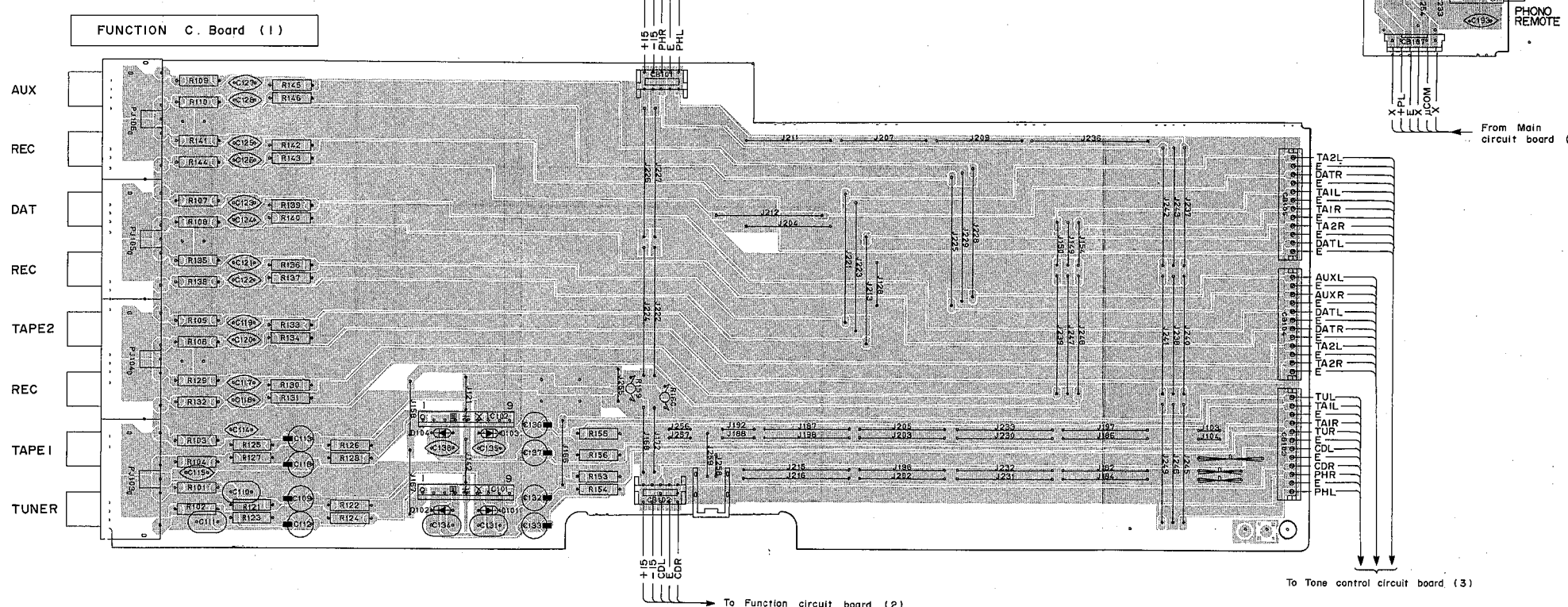
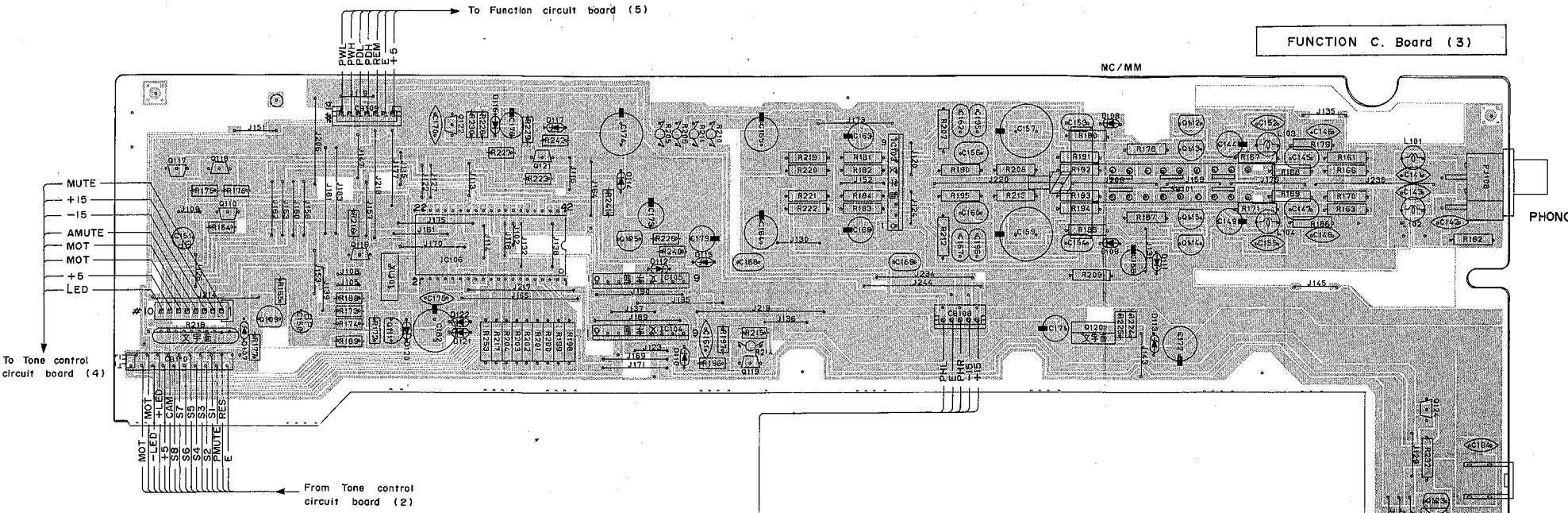


AX-750

PRINTED CIRCUIT BOARD (Function)

1  
2  
3  
4  
5  
6  
7

A B C D E F G H I J



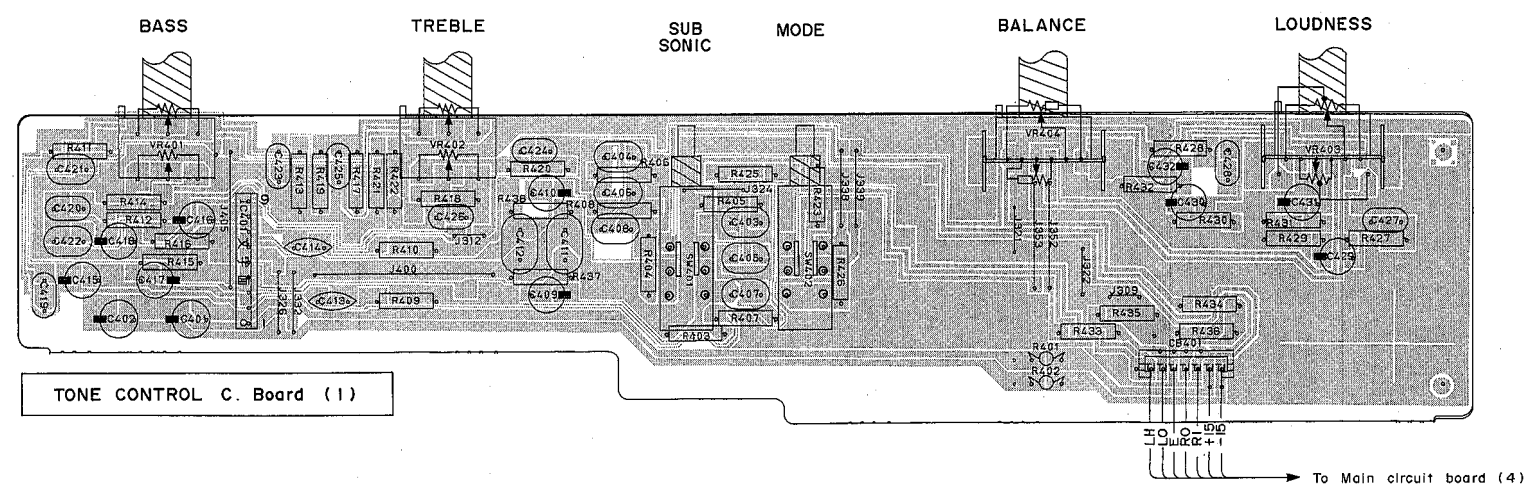
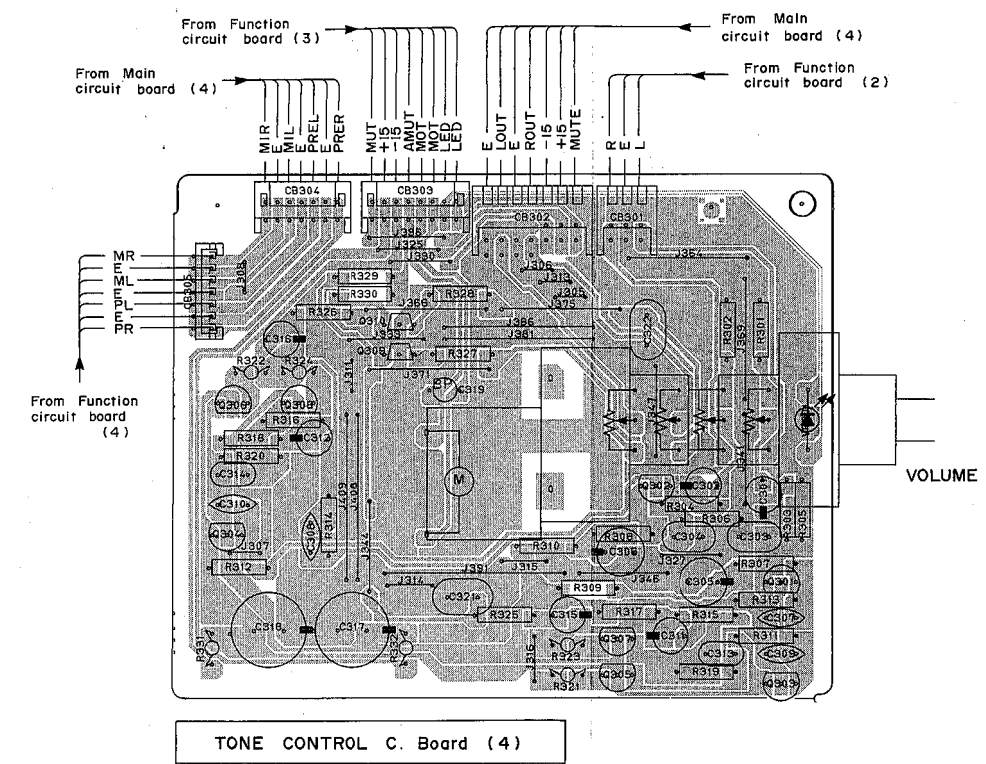
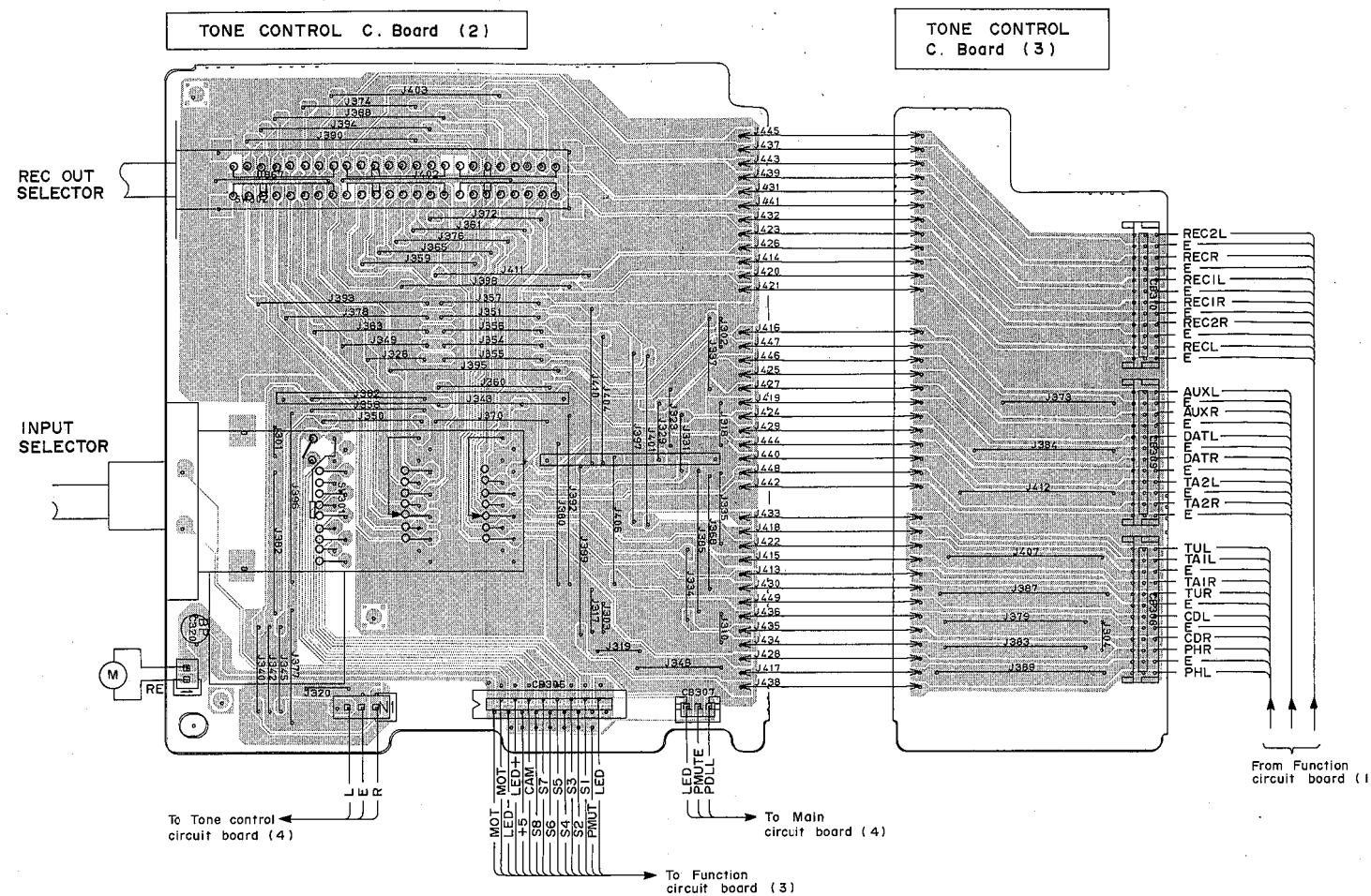
Semiconductors Location

| Ref. No | Location |
|---------|----------|
| D 101   | C 5      |
| D 102   | B 5      |
| D 103   | C 5      |
| D 104   | B 5      |
| D 107   | B 2      |
| D 108   | E 1      |
| D 109   | E 2      |
| D 110   | C 2      |
| D 111   | E 2      |
| D 112   | C 2      |
| D 113   | E 2      |
| D 114   | C 2      |
| D 115   | D 2      |
| D 116   | C 1      |
| D 117   | C 1      |
| D 118   | I 2      |
| D 119   | H 3      |
| D 120   | B 2      |
| D 121   | B 2      |
| D 122   | B 2      |
| IC 101  | C 5      |
| IC 102  | C 5      |
| IC 103  | D 1      |
| IC 104  | C 2      |
| IC 105  | C 2      |
| IC 106  | C 2      |
| Q 101   | H 5      |
| Q 102   | H 5      |
| Q 103   | H 5      |
| Q 104   | H 5      |
| Q 107   | H 5      |
| Q 108   | H 5      |
| Q 109   | B 2      |
| Q 110   | B 2      |
| Q 111   | B 2      |
| Q 112   | F 1      |
| Q 113   | F 1      |
| Q 114   | F 2      |
| Q 115   | F 2      |
| Q 116   | B 2      |
| Q 117   | A 2      |
| Q 118   | B 2      |
| Q 119   | D 2      |
| Q 120   | E 2      |
| Q 121   | C 1      |
| Q 122   | B 1      |
| Q 123   | G 3      |
| Q 124   | G 3      |
| Q 125   | C 2      |
| Q 126   | H 5      |
| Q 127   | H 5      |

PRINTED CIRCUIT BOARD (Tone Control)

●Semiconductors Location

| Ref. No | Location |
|---------|----------|
| IC 401  | B 5      |
| Q 301   | H 3      |
| Q 302   | H 3      |
| Q 303   | H 3      |
| Q 304   | F 3      |
| Q 305   | H 3      |
| Q 306   | F 3      |
| Q 307   | H 3      |
| Q 308   | G 3      |
| Q 309   | G 2      |
| Q 310   | G 2      |



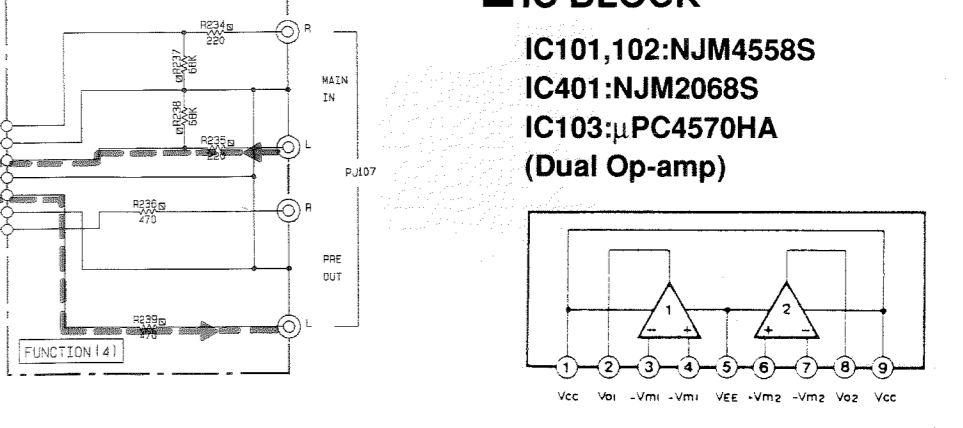
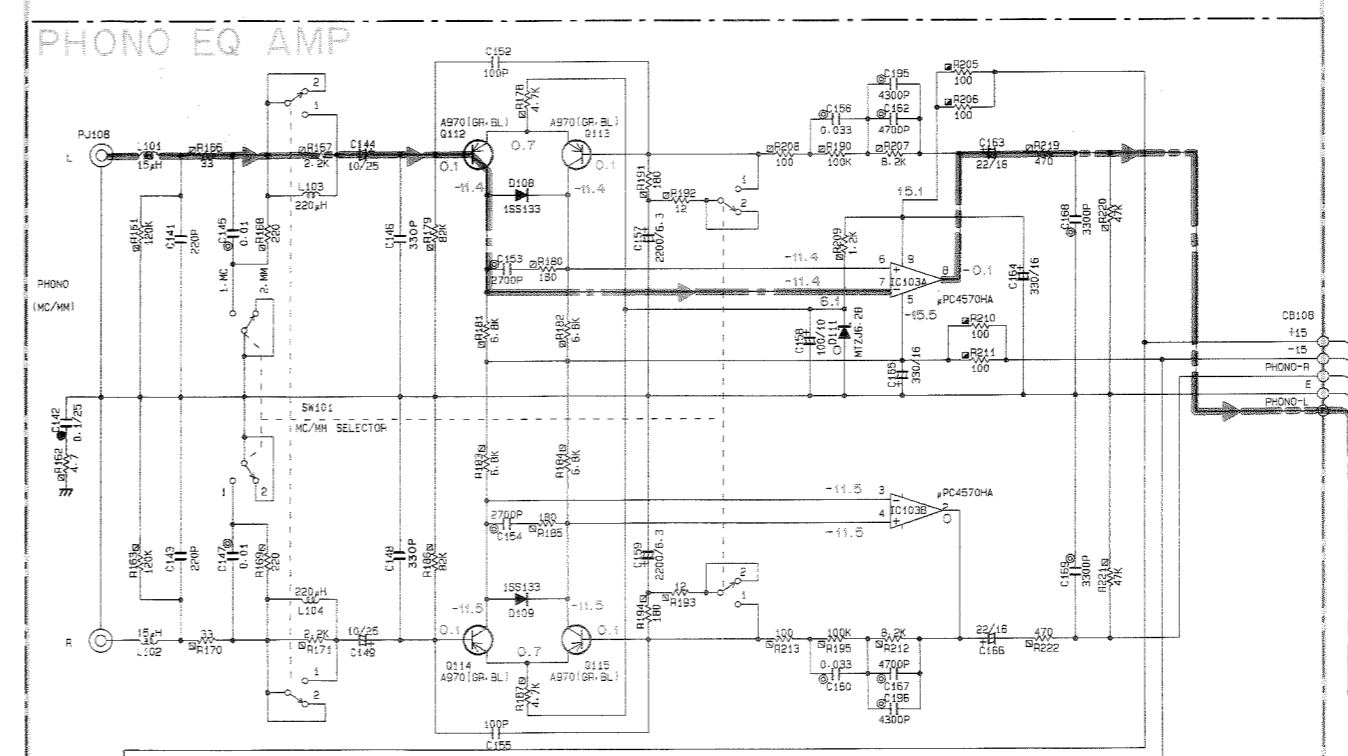
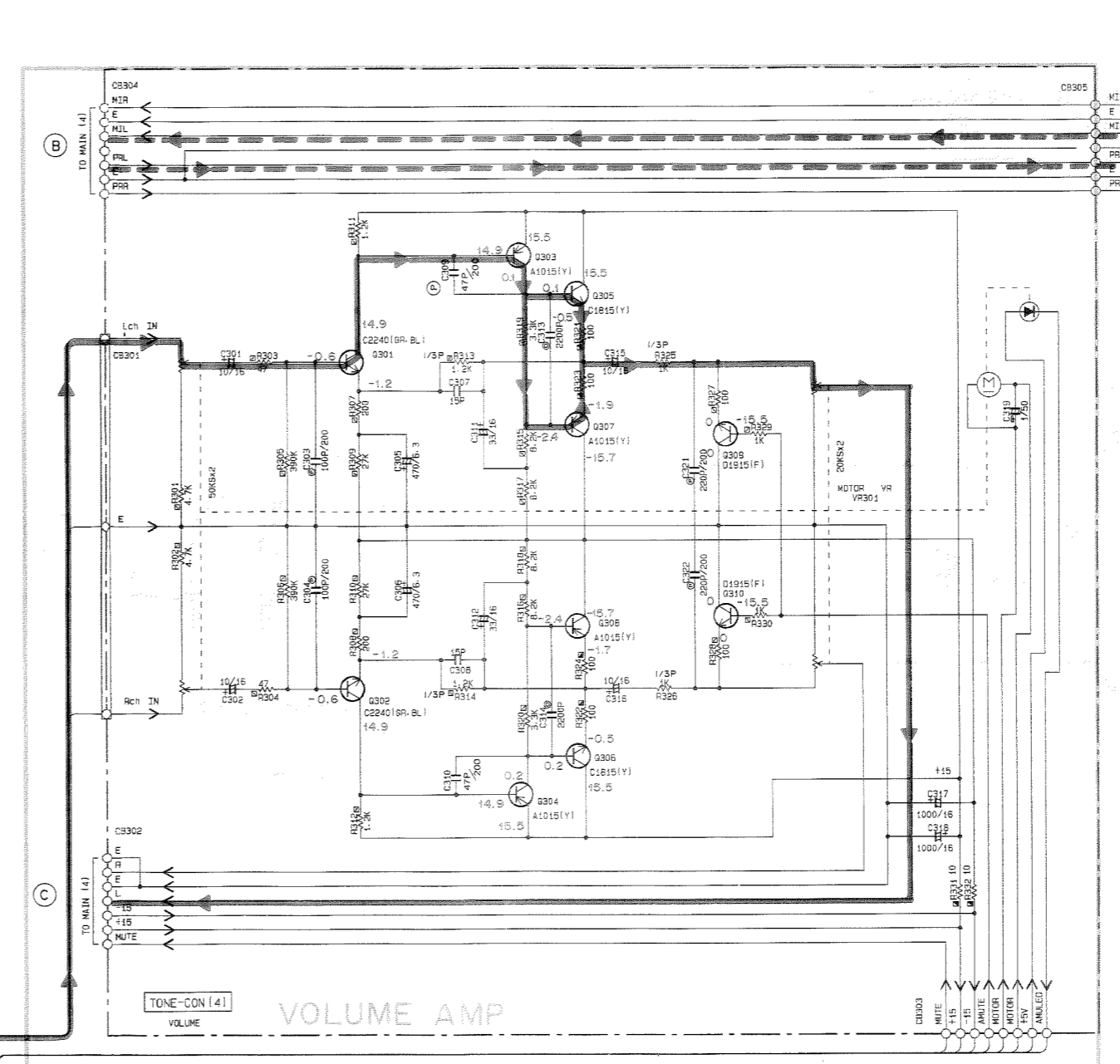
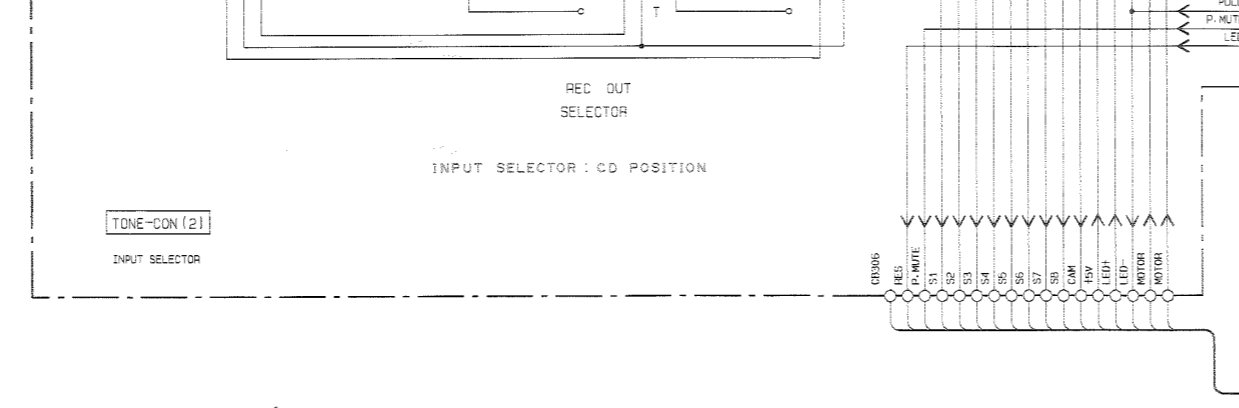
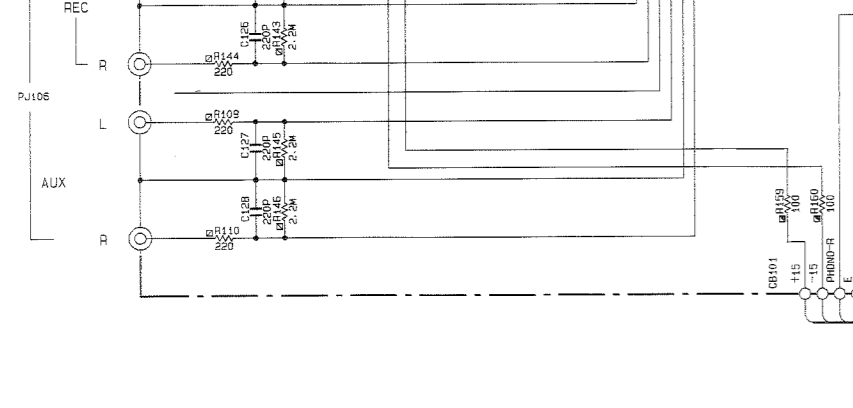
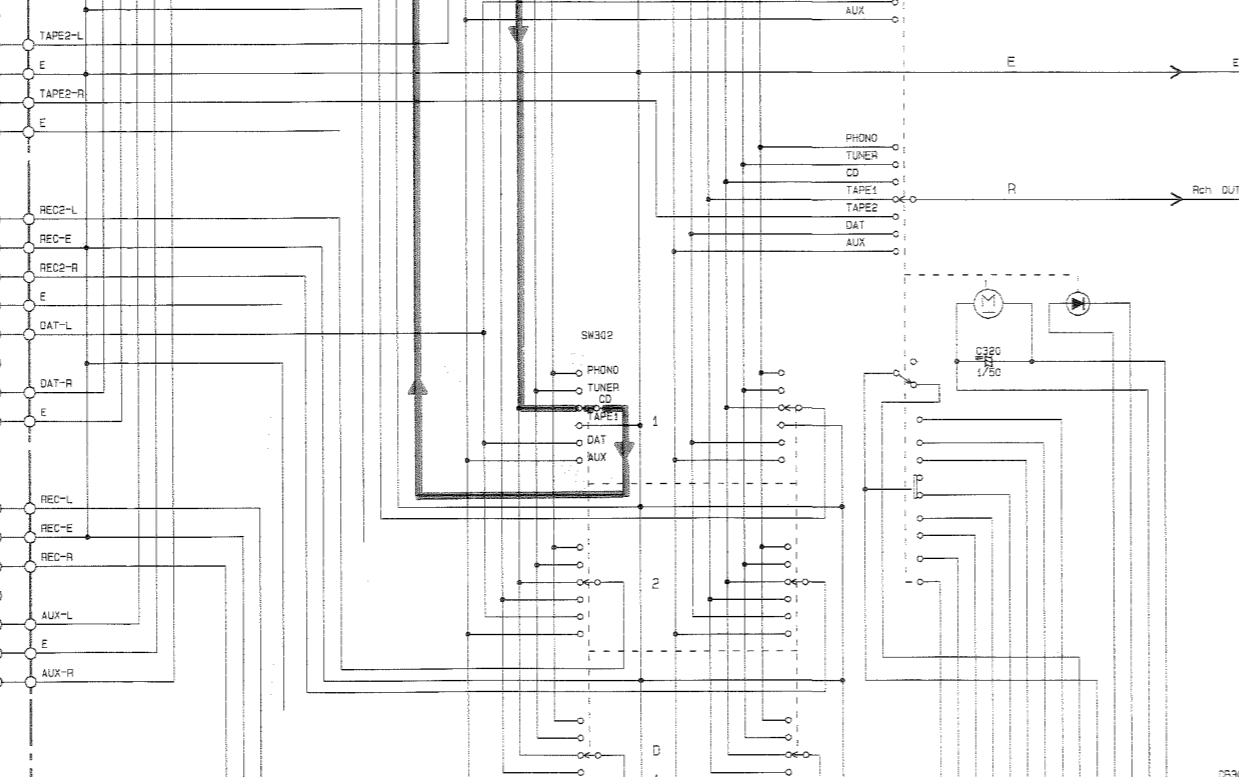
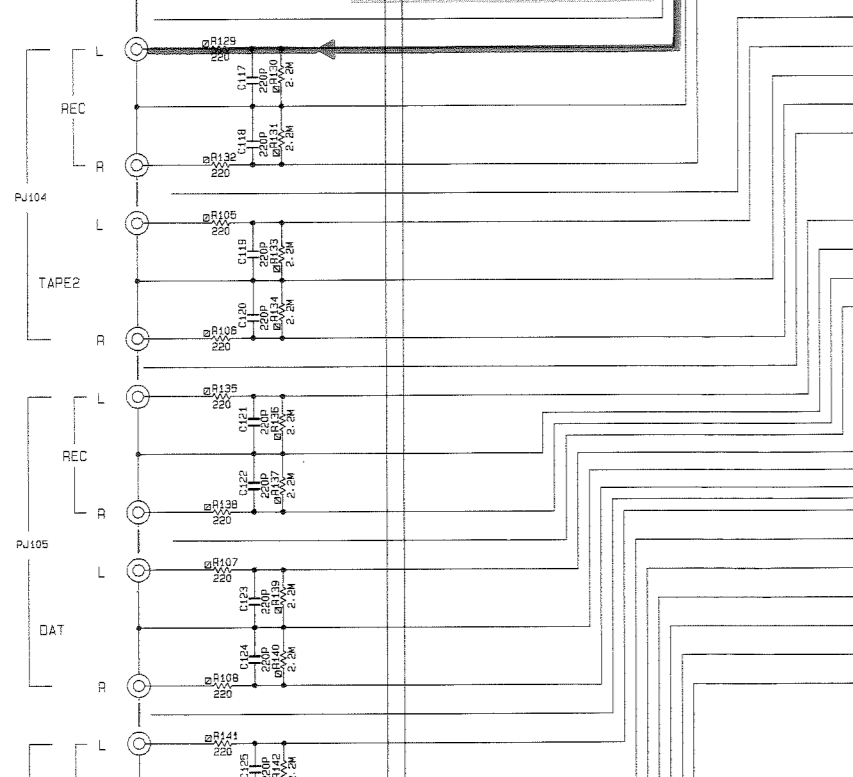
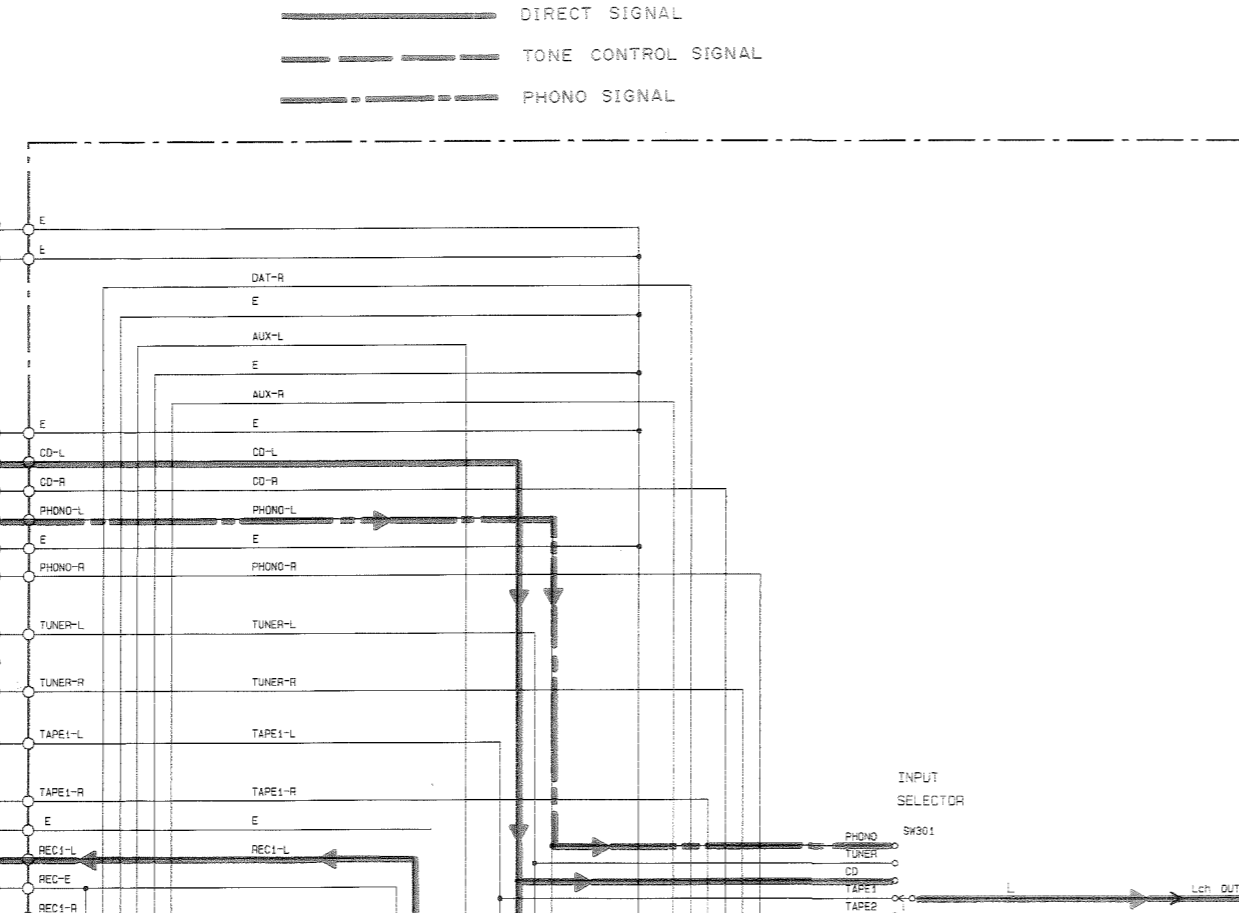
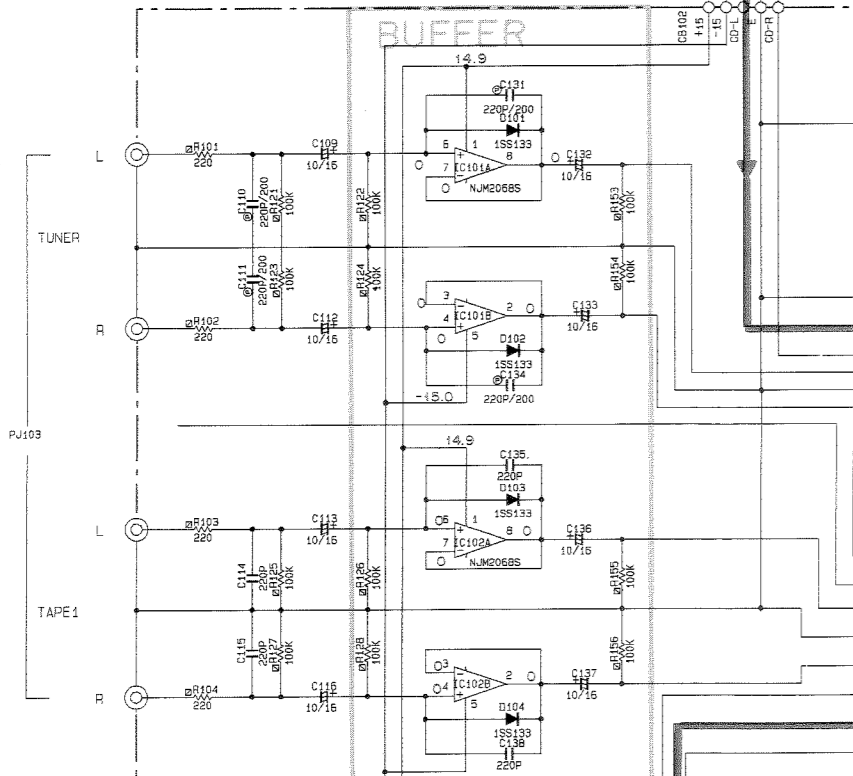
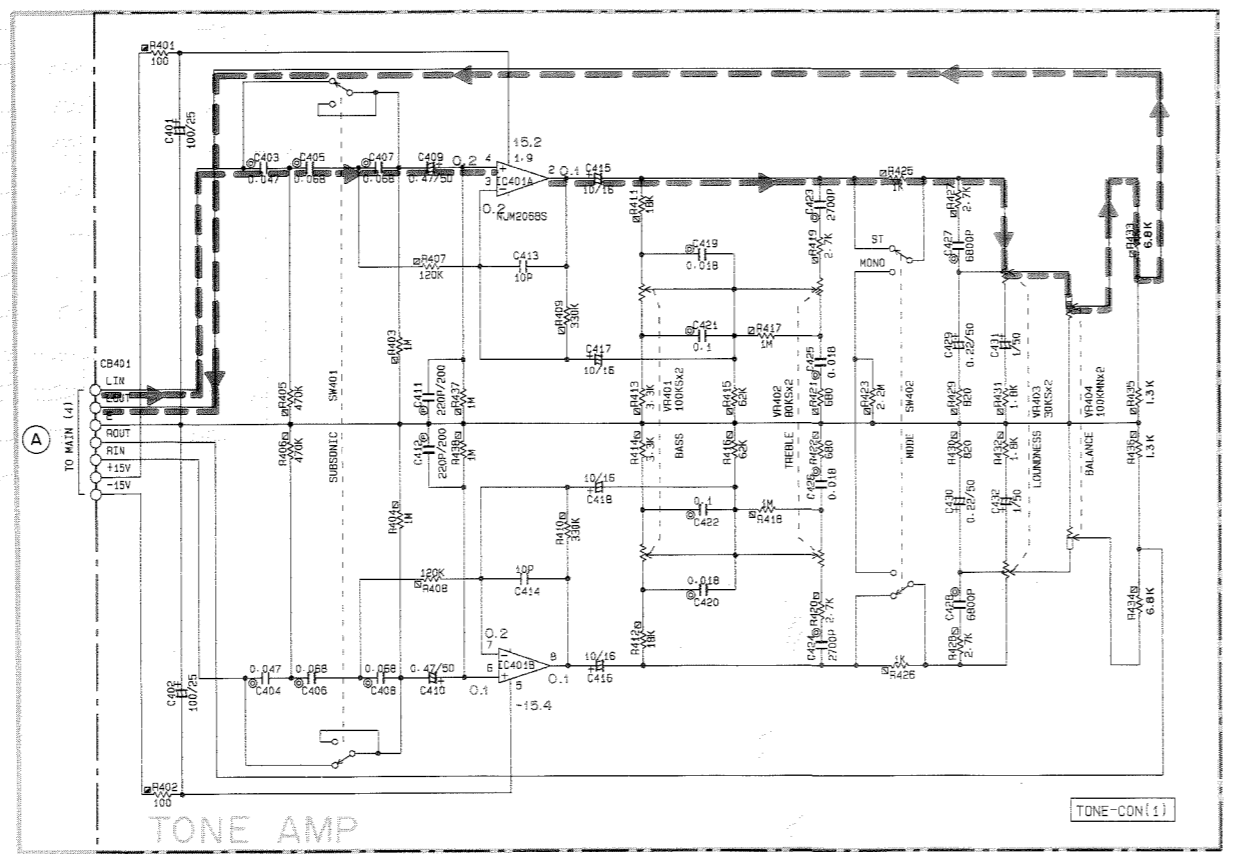
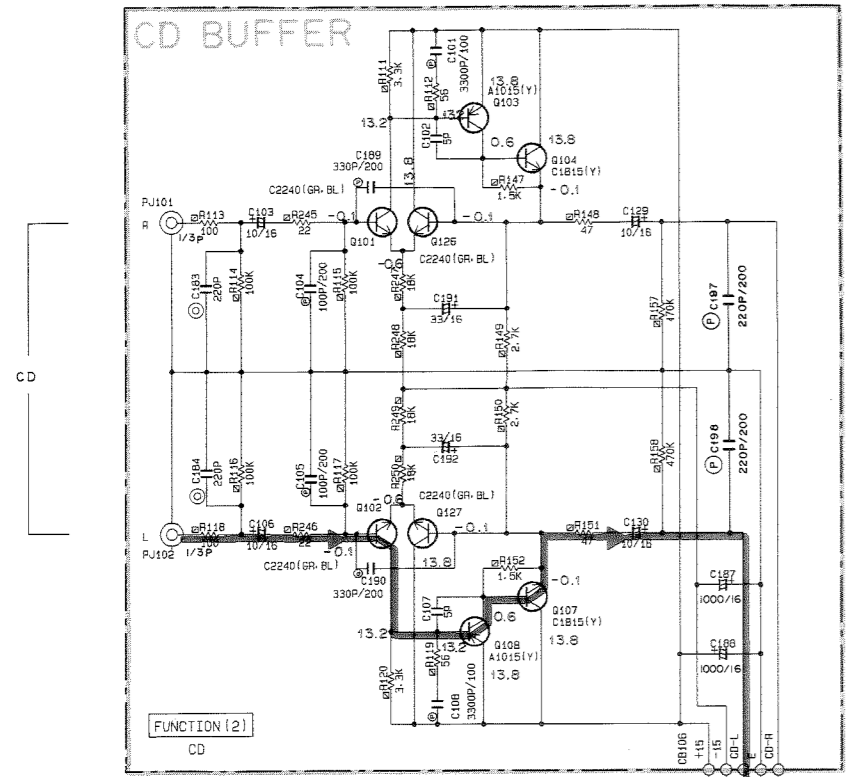
1  
2  
3  
4  
5  
6  
7



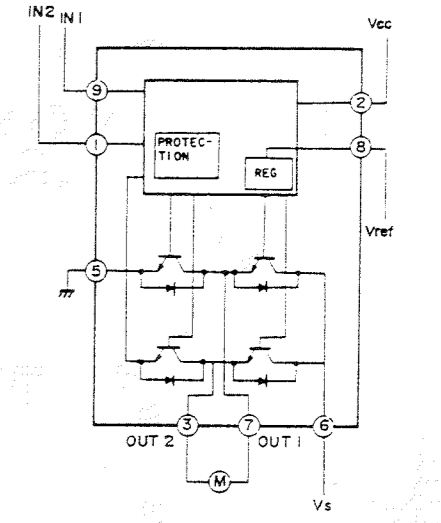
SCHEMATIC DIAGRAM

| CAPACITOR |                                | RESISTOR |                                 |
|-----------|--------------------------------|----------|---------------------------------|
| REMARKS   | PARTS NAME                     | REMARKS  | PARTS NAME                      |
| NO MARK   | ELECTROLYTIC CAPACITOR         | NO MARK  | CARBON FILM RESISTOR (1/8W)     |
| ◎         | TANTALUM CAPACITOR             | ◎        | CARBON FILM RESISTOR (1/4W)     |
| ◇         | NO MARK CERAMIC CAPACITOR      | △        | METAL OXIDE FILM RESISTOR       |
| ●         | AXIAL LEAD CERAMIC CAPACITOR   | □        | METAL FILM RESISTOR             |
| ○         | DISC CERAMIC CAPACITOR         | ◇        | METAL GLAZE RESISTOR            |
| ○         | POLYESTER FILM CAPACITOR       | □        | FILM PROOF CARBON FILM RESISTOR |
| ○         | POLYPROPYLENE FILM CAPACITOR   | ◇        | TEMP. COEFF. METAL RESISTOR     |
| ○         | MICA CAPACITOR                 | ◇        | TEMP. VARIABLE RESISTOR         |
| ○         | POLYPROPYLENE FILM CAPACITOR   | ◇        | TRIMP RESISTOR                  |
| ○         | PERFORMANACE CERAMIC CAPACITOR |          |                                 |

NOTICE  
 (J)..... Japanese model  
 (U)..... U.S.A. model  
 (C)..... Canadian model  
 (A)..... Australian model  
 (G)..... European model  
 (I)..... Italian model  
 (R)..... General model  
 (P)..... PP model

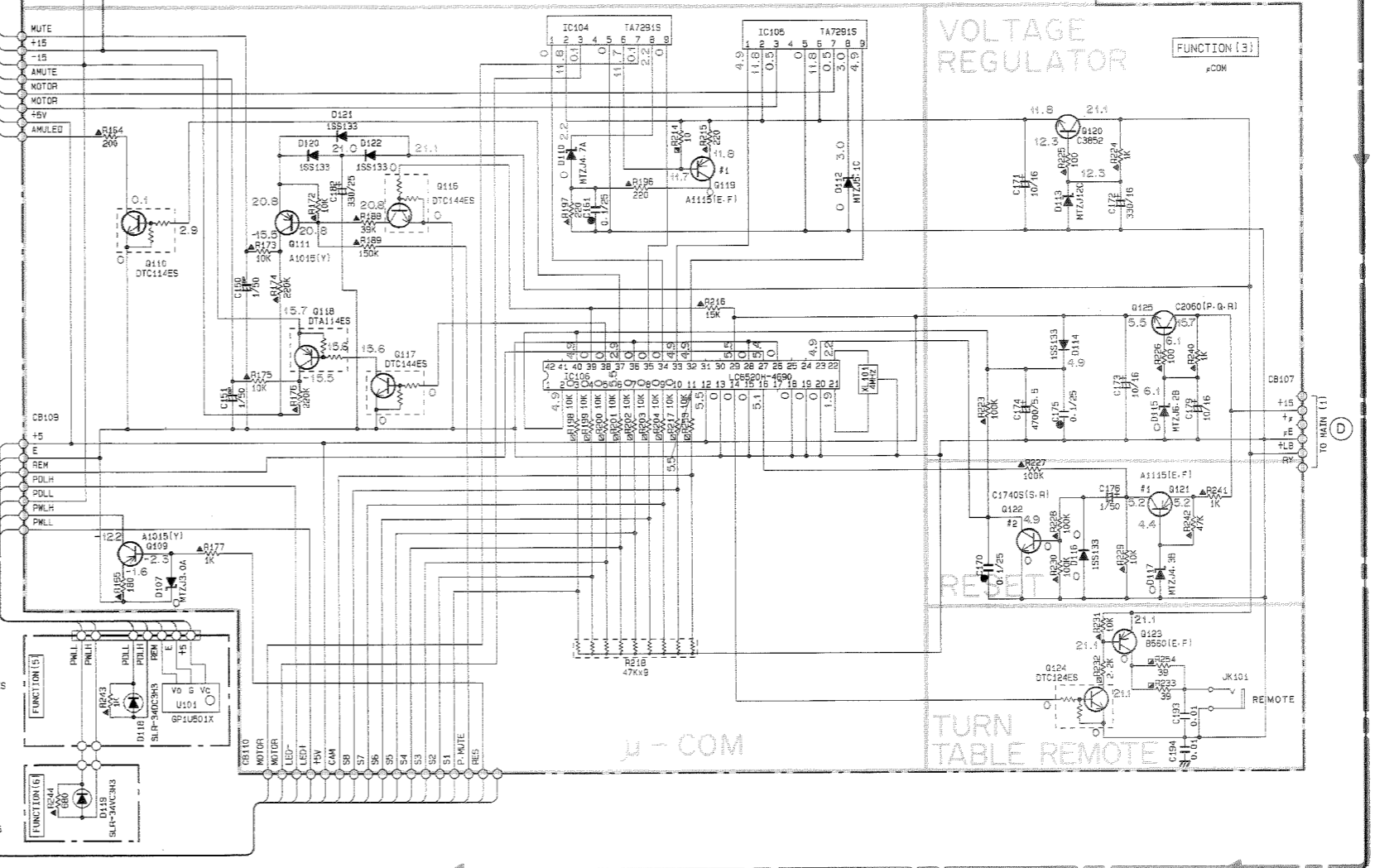
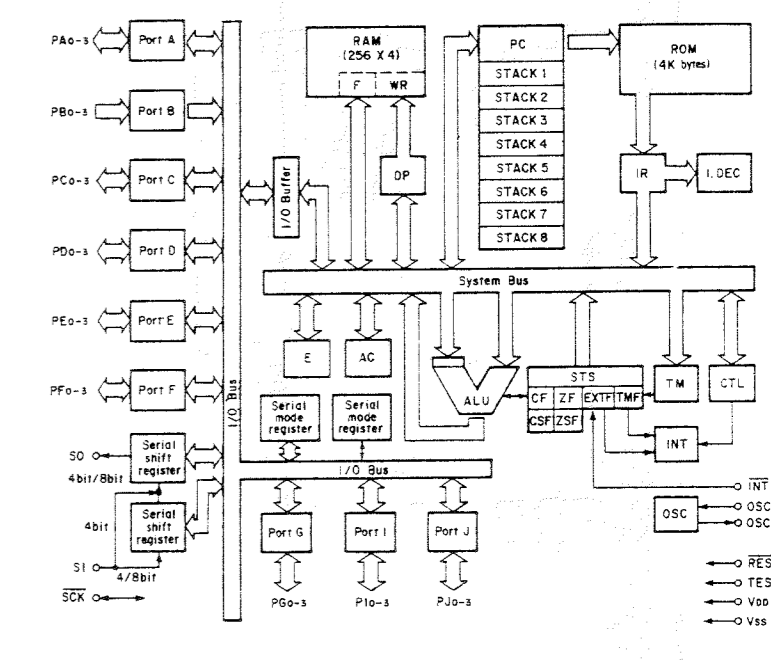


IC104,105:TA7291S (Full Bridge Motor Driver)

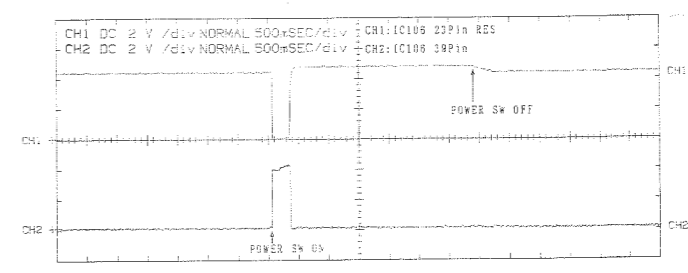
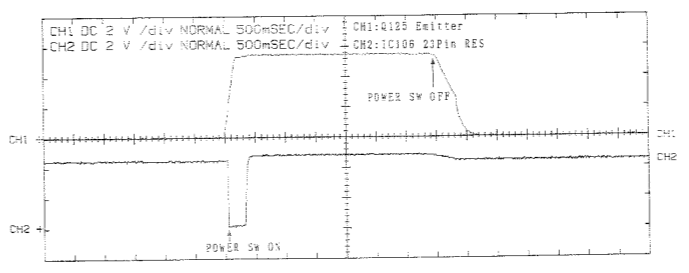
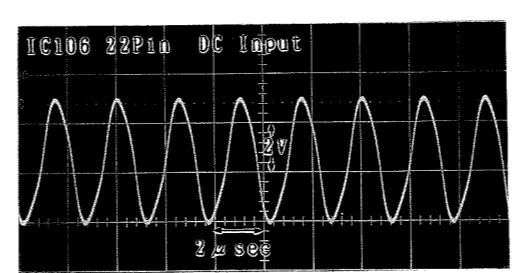


IC106:LC6520H (4-bit μCOM)

| PIN No. | PIN NAME | I/O | FUNCTION                    | PIN No. | PIN NAME | I/O | FUNCTION                    |
|---------|----------|-----|-----------------------------|---------|----------|-----|-----------------------------|
| 1       | PA2      | IO  | Not used                    | 23      | OSC2     | —   | —                           |
| 2       | PA3      | IO  | Not used (H)                | 24      | RESET    | I   | Reset input                 |
| 3       | PB0      | —   | S1 : Selector position data | 25      | PF0      | IO  | Not used                    |
| 4       | PB1      | —   | S2                          | 26      | PF1      | IO  | Not used                    |
| 5       | PB2      | —   | S3                          | 27      | PF2      | IO  | Not used                    |
| 6       | PB3      | —   | S4                          | 28      | PF3      | IO  | Remote control Data input   |
| 7       | PC0      | IO  | S5                          | 29      | PG0      | IO  | Not used                    |
| 8       | PC1      | IO  | S6                          | 30      | PG1      | IO  | Not used (GND)              |
| 9       | PC2      | IO  | S7                          | 31      | PG2      | IO  | Not used                    |
| 10      | PC3      | IO  | S8                          | 32      | PG3      | IO  | Not used                    |
| 11      | PD0      | IO  | CAM : Cam position data     | 33      | PI0      | IO  | Volume control signal 2     |
| 12      | PD1      | IO  | Not used (L : 6ch set)      | 34      | PI1      | IO  | Volume control signal 1     |
| 13      | PD2      | IO  | Not used (GND)              | 35      | PI2      | IO  | Selector control signal 2   |
| 14      | PD3      | IO  | PLAY/CUT (Player control)   | 36      | PJ0      | IO  | Selector control signal 1   |
| 15      | PE0      | IO  | Not used                    | 37      | PJ1      | IO  | Not used (GND)              |
| 16      | PE1      | IO  | Not used                    | 38      | PJ2      | IO  | Audio muting LED control    |
| 17      | PE2      | IO  | Not used                    | 39      | PJ3      | IO  | Audio muting control signal |
| 18      | PE3      | IO  | Not used (GND)              | 40      | VDD      | —   | +5V                         |
| 19      | TEST     | —   | GND                         | 41      | PA0      | IO  | Not used                    |
| 20      | VSS      | —   | GND                         | 42      | PA1      | IO  | Not used                    |
| 21      | OSC1     | —   | —                           |         |          |     |                             |



|          |          |         |         |         |            |           |         |
|----------|----------|---------|---------|---------|------------|-----------|---------|
| DTC124ES | 2SA1115  | 2SD438  | 2SC2240 | 2SC3852 | All Diodes | NJM4558S  | LC6520H |
| DTA114   | 2SC1740S | 2SA970  | 2SC2705 |         |            | NJM2068S  |         |
| DTA144   | 2SD1915  | 2SA1015 | 2SB560  |         |            | TA7291    |         |
| DTC144   |          | 2SA1145 | 2SC2060 |         |            | μPC4570HA |         |
| DTC114   |          | 2SC1815 |         |         |            |           |         |

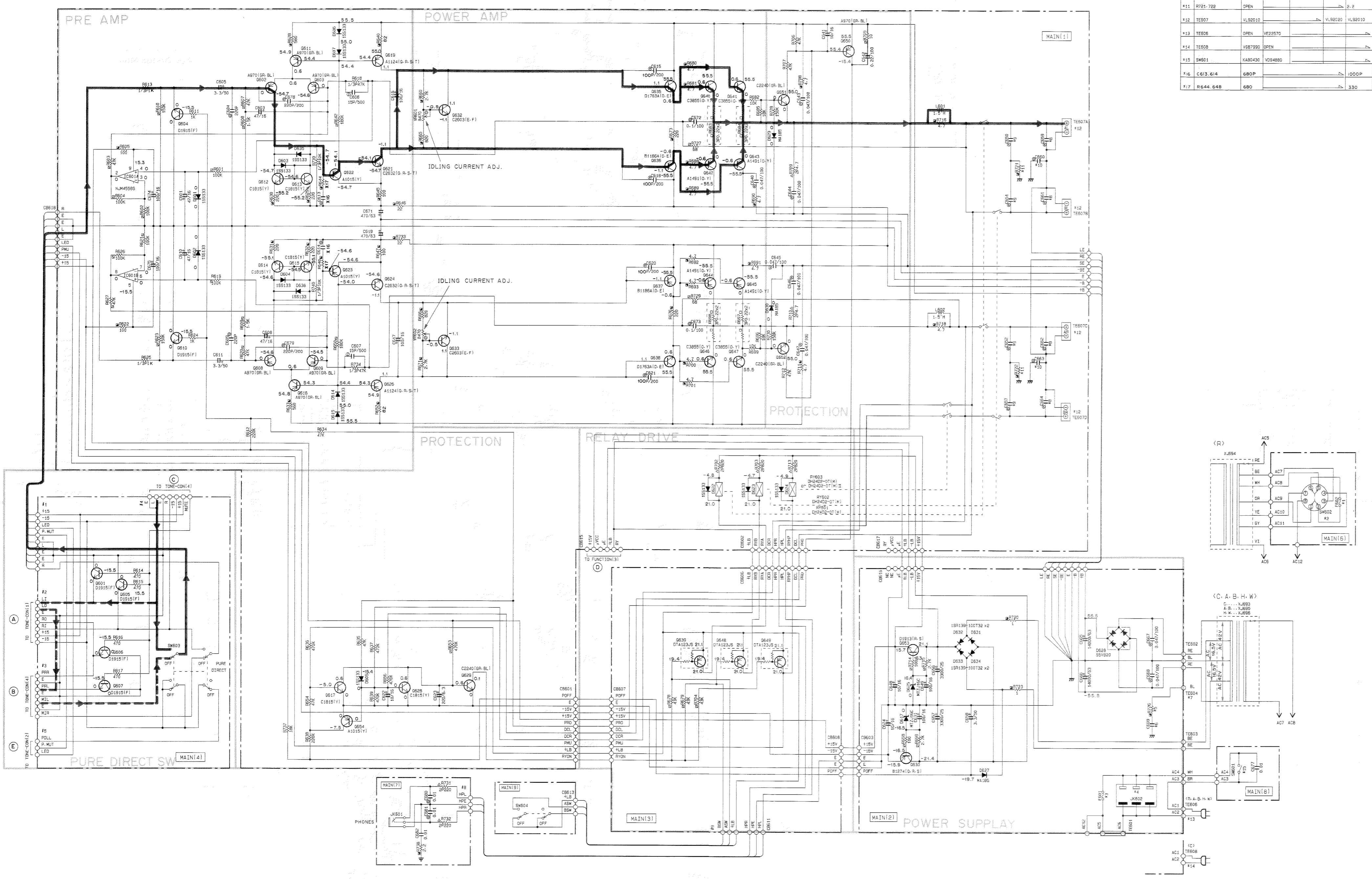


SCHEMATIC DIAGRAM

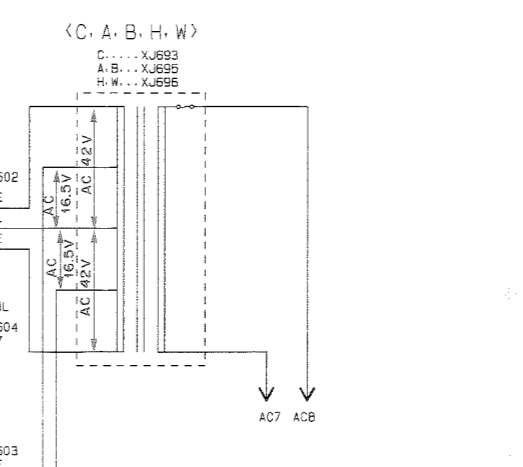
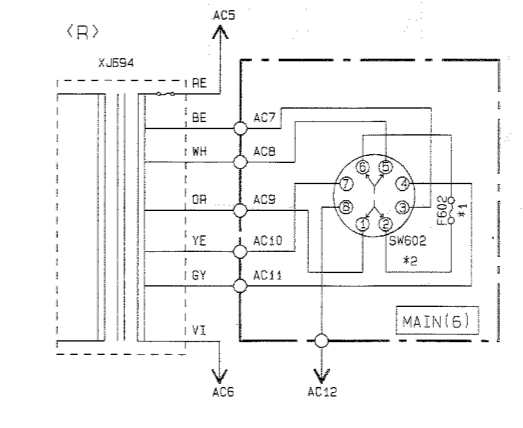
| CAPACITOR |                                  |
|-----------|----------------------------------|
| REMARKS   | PARTS NAME                       |
| NO MARK   | ELECTROLYTIC CAPACITOR           |
| NO MARK   | TANTALUM CAPACITOR               |
| NO MARK   | CERAMIC CAPACITOR                |
| ●         | AXIAL LEAD CERAMIC CAPACITOR     |
| ○         | POLYESTER FILM CAPACITOR         |
| ○         | POLYSTYRENE FILM CAPACITOR       |
| ○         | MICA CAPACITOR                   |
| ○         | POLYPROPYLENE FILM CAPACITOR     |
| ●         | SEMICONDUCTIVE CERAMIC CAPACITOR |

| RESISTOR |                                 |
|----------|---------------------------------|
| REMARKS  | PARTS NAME                      |
| NO MARK  | CARBON FILM RESISTOR (1/4W)     |
| □        | CARBON FILM RESISTOR (1/2W)     |
| □        | METAL FILM RESISTOR             |
| □        | METAL PLATE RESISTOR            |
| □        | FIRE PROOF CARBON FILM RESISTOR |
| □        | CEMENT MOLDED RESISTOR          |
| □        | SEMI VARIABLE RESISTOR          |
| □        | CHIP RESISTOR                   |

NOTICE  
 (J)..... Japanese model  
 (U)..... U.S.A model  
 (C)..... Canadian model  
 (A)..... Australian model  
 (G)..... European model  
 (B)..... British model  
 (P)..... General model  
 (R)..... RFP model



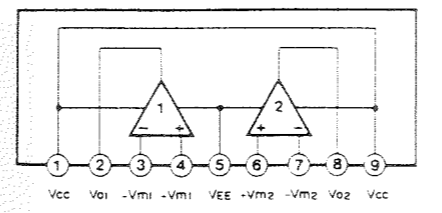
|     | C                | R       | A/B      | H         | K               |
|-----|------------------|---------|----------|-----------|-----------------|
| *1  | F802             | OPEN    | 4.5A250V | OPEN      |                 |
| *2  | SW602            | OPEN    | V489180  | OPEN      |                 |
| *3  | F801             | 10A250V |          | 14.0A250V |                 |
| *4  | SW602            | V130780 |          | OPEN      |                 |
| *5  | R729             | OPEN    |          |           | 2.2             |
| *6  | CB59             | OPEN    |          |           | 0.022           |
| *7  | TE804            | OPEN    |          |           | LA02011         |
| *8  | CB59-051-052-054 | OPEN    |          |           | 0.012/100       |
| *9  | CB50-053         | OPEN    |          |           | 3900P/100       |
| *10 | CB50-053         | OPEN    |          |           | 0.022P/100      |
| *11 | R721-722         | OPEN    |          |           | 2.2             |
| *12 | TE807            | VLS2010 |          |           | VLS2010 VLS2010 |
| *13 | TE806            | OPEN    | VE22970  |           |                 |
| *14 | TE808            | V587300 | OPEN     |           |                 |
| *15 | SW601            | KAB0430 | Y084880  |           |                 |
| *16 | C613-614         | 680P    |          |           | 1000P           |
| *17 | R-644-648        | 680     |          |           | 330             |



| LAST NO. |     |
|----------|-----|
| C        | 682 |
| R        | 740 |
| S        | 054 |
| D        | 638 |
| IC       | 601 |

|                     |   |  |                    |        |            |                    |
|---------------------|---|--|--------------------|--------|------------|--------------------|
| 2SD1915<br>DTA123ES | 2SA970<br>2SA1015<br>2SA1145<br>2SC1815<br>2SC2240<br>2SC2705 | 2SA1124<br>2SC2632<br>2SB1274<br>2SD1913 | 2SD1763<br>2SS1185 | SSVB20 | All Diodes | 2SA1491<br>2SC3855 |
|---------------------|---|--|--------------------|--------|------------|--------------------|


IC BLOCK  
 IC601:NUM4558S  
 (Dual Op-amp)



## PARTS LIST

## ■ ELECTRICAL PARTS

## ■ WARNING

Components having special characteristics are marked  and must be replaced with parts having specifications equal to those originally installed.

• Carbon resistors 1/6 W are not included in the ELECTRICAL PARTS list. For the parts No. of the carbon resistor, refer to the last Page.

| Ref. NO. | PART NO. | Description                 |         |           | 部 品 名      | Remarks                   | Markets | ランク |
|----------|----------|-----------------------------|---------|-----------|------------|---------------------------|---------|-----|
| *        | VL533800 | FUNCTION CIRCUIT BOARD      |         |           | ファンクションシート |                           |         |     |
|          | FA153270 | MYLAR FILM CAP              | 2700pF  | 50V       | マイラーコン     | C153, 154                 |         |     |
|          | FA153330 | MYLAR FILM CAP              | 3300pF  | 50V       | マイラーコン     | C168, 169                 |         |     |
|          | FA153240 | MYLAR FILM CAP              | 2400pF  | 50V       | マイラーコン     | C195, 196                 |         |     |
|          | FA153680 | MYLAR FILM CAP              | 6800pF  | 50V       | マイラーコン     | C162, 167                 |         |     |
|          | FA154100 | MYLAR FILM CAP              | 0.01uF  | 50V       | マイラーコン     | C145, 147                 |         |     |
|          | FA154330 | MYLAR FILM CAP              | 0.033uF | 50V       | マイラーコン     | C156, 160                 |         |     |
|          | VK984200 | POLYPROPYLENE FILM CAP      | 220pF   | 50V       | PPコン       | C183, 184                 |         |     |
|          | VK533900 | POLYPROPYLENE FILM CAP      | 100pF   | 200V      | PPコン       | C104, 105                 |         |     |
|          | VK534000 | POLYPROPYLENE FILM CAP      | 220pF   | 200V      | PPコン       | C110, 111, 131, 134, 197, |         |     |
|          |          |                             |         |           |            | 198                       |         |     |
| **       | VL972900 | POLYPROPYLENE FILM CAP      | 330pF   | 200V      | PPコン       | C189, 190                 |         |     |
| **       | VL884000 | POLYPROPYLENE FILM CAP      | 3300pF  | 100V      | PPコン       | C101, 108                 |         |     |
|          | FG210500 | CERAMIC CAP                 | 5pF     | 50V       | セラコン       | C102, 107                 |         |     |
|          | FG212100 | CERAMIC CAP                 | 100pF   | 50V       | セラコン       | C152, 155                 |         |     |
|          | FG212220 | CERAMIC CAP                 | 220pF   | 50V       | セラコン       | C114, 115, 117-128, 135,  |         |     |
|          |          |                             |         |           |            | 138, 141, 143             |         |     |
|          | FG244100 | CERAMIC CAP                 | 0.01uF  | 50V       | セラコン       | C193, 194                 |         |     |
|          | VG287200 | ELECTROLYTIC CAP            | 10uF    | 16V       | ケミコン       | C103, 106, 109, 112, 113, |         |     |
|          |          |                             |         |           |            | 116, 129, 130, 132, 133,  |         |     |
|          |          |                             |         |           |            | 136, 137, 171, 173, 179   |         |     |
|          | VG286800 | ELECTROLYTIC CAP            | 100uF   | 10V       | ケミコン       | C158                      |         |     |
|          | VG287300 | ELECTROLYTIC CAP            | 22uF    | 16V       | ケミコン       | C163, 166                 |         |     |
|          | VG287400 | ELECTROLYTIC CAP            | 33uF    | 16V       | ケミコン       | C191, 192                 |         |     |
|          | VG287800 | ELECTROLYTIC CAP            | 330uF   | 16V       | ケミコン       | C164, 165, 172            |         |     |
|          | VG288500 | ELECTROLYTIC CAP            | 10uF    | 25V       | ケミコン       | C144, 149                 |         |     |
| *        | VH758800 | ELECTROLYTIC CAP            | 330uF   | 25V       | ケミコン       | C182                      |         |     |
|          | VG290500 | ELECTROLYTIC CAP            | 1uF     | 50V       | ケミコン       | C176                      |         |     |
|          | VG288000 | ELECTROLYTIC CAP            | 1000uF  | 16V       | ケミコン       | C187, 188                 |         |     |
|          | UJ719220 | ELECTROLYTIC CAP            | 2200uF  | 6.3V      | ケミコン       | C157, 159                 |         |     |
|          | VK166100 | ELECTROLYTIC CAP            | 1uF     | 50V       | BPケミコン     | C150, 151                 |         |     |
|          | VD930900 | SEMI-CONDUCTIVE CERAMIC CAP | 0.1uF   | 25V       | 半導体セラコン    | C142, 161, 170, 175       |         |     |
|          | VB170100 | ELECTROLYTIC CAP            | 4700uF  | 5.5V      | バックアップケミコン | C174                      |         |     |
|          | VF541100 | COIL                        | 15uH    | ELF0505RA | コイル        | L101, 102                 |         |     |
|          | VB056900 | COIL                        | 220uH   |           | コイル        | L103, 104                 |         |     |
|          | VK859300 | CARBON RESISTOR             | 100Ω    | 1/3W      | カーボン抵抗     | R113, 118                 |         |     |
|          | HV454100 | FLAME PROOF CARBON RESISTOR | 10Ω     | 1/4W      | 不燃化カーボン抵抗  | R214                      |         |     |
|          | HV454390 | FLAME PROOF CARBON RESISTOR | 39Ω     | 1/4W      | 不燃化カーボン抵抗  | R233, 254                 |         |     |
|          | HV455100 | FLAME PROOF CARBON RESISTOR | 100Ω    | 1/4W      | 不燃化カーボン抵抗  | R159, 160, 205, 206, 210, |         |     |
|          |          |                             |         |           |            | 211                       |         |     |
|          | HU595100 | METAL FILM RESISTOR         | 100Ω    | 1/4W      | 金属被膜抵抗     | R225, 226                 |         |     |
|          | HU575180 | METAL FILM RESISTOR         | 180Ω    | 1/4W      | 金属被膜抵抗     | R165                      |         |     |
|          | HU575200 | METAL FILM RESISTOR         | 200Ω    | 1/4W      | 金属被膜抵抗     | R164                      |         |     |
|          | HU575220 | METAL FILM RESISTOR         | 220Ω    | 1/4W      | 金属被膜抵抗     | R196, 197, 215            |         |     |
|          | HU575680 | METAL FILM RESISTOR         | 680Ω    | 1/4W      | 金属被膜抵抗     | R244                      |         |     |
|          | HU596100 | METAL FILM RESISTOR         | 1KΩ     | 1/4W      | 金属被膜抵抗     | R177, 224, 240, 241, 243  |         |     |
|          | HU597100 | METAL FILM RESISTOR         | 10KΩ    | 1/4W      | 金属被膜抵抗     | R172, 173, 175, 229, 231  |         |     |
|          | HU577150 | METAL FILM RESISTOR         | 15KΩ    | 1/4W      | 金属被膜抵抗     | R216                      |         |     |
|          | HU577390 | METAL FILM RESISTOR         | 39KΩ    | 1/4W      | 金属被膜抵抗     | R188                      |         |     |
|          | HU577470 | METAL FILM RESISTOR         | 47KΩ    | 1/4W      | 金属被膜抵抗     | R242                      |         |     |

\* : New Parts (新規部品)

ランク : Japan only

| Ref. NO. | PART NO. | Description            | 部 品 名             |              | Remarks     | Markets                               | ランク |
|----------|----------|------------------------|-------------------|--------------|-------------|---------------------------------------|-----|
|          | HU508100 | METAL FILM RESISTOR    | 100KΩ             | 1/4W         | 金属被膜抵抗      | R223, 227, 228, 230                   |     |
|          | HU578150 | METAL FILM RESISTOR    | 150KΩ             | 1/4W         | 金属被膜抵抗      | R189                                  |     |
|          | HU508220 | METAL FILM RESISTOR    | 220KΩ             | 1/4W         | 金属被膜抵抗      | R174, 176                             |     |
| *        | VL948600 | RESISTOR ARRAY         | 47KΩ×9            |              | 抵抗アレイ       | R218                                  |     |
|          | XA956A00 | IC                     | NJH2068S          |              | IC          | IC101, 102                            |     |
|          | XB247301 | IC                     | uPC4570HA         |              | IC          | IC103                                 |     |
|          | XF557A00 | IC                     | TA7291S           |              | IC          | IC104, 105                            |     |
|          | XJ577A00 | IC                     | LC6520H-4690      |              | IC          | IC106                                 |     |
|          | VF926500 | LIGHT DETECTING MODULE | GP1U501X          |              | リモコン受光ユニット  | U101                                  |     |
|          | VK333500 | PUSH SWITCH            | SPUH19            |              | プッシュSW      | SW101                                 |     |
|          | LR202260 | PIN JACK               |                   |              | ピンジャック      | PJ108                                 |     |
|          | LR401030 | PIN JACK               | 4P                | T5857-A      | ピンジャック      | PJ107                                 |     |
|          | VL552500 | PIN JACK               | 1P                | YKC21-3048   | ピンジャック      | PJ101, 102                            |     |
|          | VJ249500 | PIN JACK               | 4P                | YKC21-3077   | ピンジャック      | PJ103-106                             |     |
|          | VJ726800 | MINITURE JACK          |                   |              | モノラル ミニジャック | JK101 REMOTE-PHONE                    |     |
|          | VL548400 | SHORT PLUG             | FJ                | 6P           | FJショートプラグ   | CB107                                 |     |
|          | VI378300 | CONNECTOR              | NQ                | 5P           | コネクタソケット    | CB101, 102                            |     |
|          | VA252300 | CONNECTOR              | MQ                | 5P           | MQコネクタ      | CB106, 108                            |     |
|          | VA252400 | MQ CONNECTOR           |                   |              | MQコネクタ      | CB103-105                             |     |
|          | VD005000 | BASE PIN               | PH                | i-TYPE 7P TE | ベースピン       | CB109                                 |     |
|          | VL023700 | WAFER                  | 5062              | 17P TE       | サポーティングウェハー | CB110                                 |     |
|          | VB759100 | CERAMIC RESONATOR      | 4MHz              | EFO-FC400    | セラミック振動子    | XL101                                 |     |
|          | IA097000 | TRANSISTOR             | 2SA970            | GR, BL       | トランジスタ      | Q112-115                              |     |
|          | IA093320 | TRANSISTOR             | 2SA933S           | Q, R         | トランジスタ      | Q119, 121                             |     |
|          | IA101521 | TRANSISTOR             | 2SA1015           | Y            | トランジスタ      | Q103, 108, 109, 111                   |     |
|          | IB056020 | TRANSISTOR             | 2SB560            | E, F         | トランジスタ      | Q123                                  |     |
|          | IC181500 | TRANSISTOR             | 2SC1815           | Y            | トランジスタ      | Q104, 107                             |     |
|          | IC224030 | TRANSISTOR             | 2SC2240           | GR, BL       | トランジスタ      | Q101, 102, 126, 127                   |     |
|          | IC174020 | TRANSISTOR             | 2SC1740S          | R, S         | トランジスタ      | Q122                                  |     |
|          | IC206010 | TRANSISTOR             | 2SC2060           | P, Q, R      | トランジスタ      | Q125                                  |     |
|          | VC938500 | TRANSISTOR             | 2SC3852           |              | トランジスタ      | Q120                                  |     |
|          | VD678500 | DIGITAL TRANSISTOR     | DTA114ES          |              | デジタルトランジスタ  | Q118                                  |     |
|          | VD678700 | DIGITAL TRANSISTOR     | DTC114ES          |              | デジタルトランジスタ  | Q110                                  |     |
|          | VG722000 | DIGITAL TRANSISTOR     | DTC144ES          |              | デジタルトランジスタ  | Q116, 117                             |     |
|          | VF331200 | DIGITAL TRANSISTOR     | DTC124ES          |              | デジタルトランジスタ  | Q124                                  |     |
|          | 1F004000 | DIODE                  | 1SS133            |              | ダイオード       | D101-104, 108, 109, 114, 116, 120-122 |     |
|          | VG435800 | ZENER DIODE            | WTZJ3.0A          |              | ツェナーダイオード   | D107                                  |     |
|          | VG436800 | ZENER DIODE            | WTZJ4.3B          |              | ツェナーダイオード   | D117                                  |     |
|          | VG437000 | ZENER DIODE            | WTZJ4.7A          |              | ツェナーダイオード   | D110                                  |     |
|          | VG437500 | ZENER DIODE            | WTZJ5.1C          |              | ツェナーダイオード   | D112                                  |     |
|          | VG438000 | ZENER DIODE            | WTZJ6.2B          |              | ツェナーダイオード   | D111, 115                             |     |
|          | VG440300 | ZENER DIODE            | WTZJ12C           |              | ツェナーダイオード   | D113                                  |     |
|          | VF402500 | LED                    | SLR-34DC3H3 (ORA) |              | LED         | D118                                  |     |
|          | VI013600 | LED                    | SLR-34VC3H3 (RED) |              | LED         | D119                                  |     |
|          | VL792100 | CABLE                  | 17P               | 148mm        | HCUジョイナー    |                                       |     |
|          | VB066900 | PIN                    | JMSA-6024         |              | スタイルピン      |                                       |     |
|          | BB071360 | SCREW TERMINAL         | 8.3×13            |              | ネジ端子        |                                       |     |

\* : New Parts (新規部品)

ランク : Japan only

| Ref. NO. | PART NO. | Description                 | 部 品 名             |              | Remarks      | Markets           | ランク |
|----------|----------|-----------------------------|-------------------|--------------|--------------|-------------------|-----|
|          | VL533800 | TONE CONTROL CIRCUIT BOARD  | トーンコントロールシート      |              |              |                   |     |
|          | FA153220 | MYLAR FILM CAP              | 2200pF            | 50V          | マイラーコン       | C313,314          |     |
|          | FA153270 | MYLAR FILM CAP              | 2700pF            | 50V          | マイラーコン       | C423,424          |     |
|          | FA153680 | MYLAR FILM CAP              | 6800pF            | 50V          | マイラーコン       | C427,428          |     |
|          | FA154180 | MYLAR FILM CAP              | 0.018uF           | 50V          | マイラーコン       | C419,420,425,426  |     |
|          | FA154470 | MYLAR FILM CAP              | 0.047uF           | 50V          | マイラーコン       | C403,404          |     |
|          | FA154680 | MYLAR FILM CAP              | 0.068uF           | 50V          | マイラーコン       | C405-408          |     |
|          | FA155100 | MYLAR FILM CAP              | 0.1uF             | 50V          | マイラーコン       | C421,422          |     |
|          | VK533800 | POLYPROPYLENE FILM CAP      | 47pF              | 200V         | PPコン         | C309,310          |     |
|          | VK533900 | POLYPROPYLENE FILM CAP      | 100pF             | 200V         | PPコン         | C303,304          |     |
|          | VK534000 | POLYPROPYLENE FILM CAP      | 220pF             | 200V         | PPコン         | C321,322,411,412  |     |
|          | FG211100 | CERAMIC CAP                 | 10pF              | 50V          | セラコン         | C413,414          |     |
|          | FG211150 | CERAMIC CAP                 | 15pF              | 50V          | セラコン         | C307,308          |     |
|          | VG286500 | ELECTROLYTIC CAP            | 470uF             | 0.3V         | ケミコン         | C305,306          |     |
|          | VG287200 | ELECTROLYTIC CAP            | 10uF              | 16V          | ケミコン         | C301,302,315,316, |     |
|          |          |                             |                   |              |              | 415-418           |     |
|          | VG287400 | ELECTROLYTIC CAP            | 33uF              | 16V          | ケミコン         | C311,312          |     |
|          | VG288900 | ELECTROLYTIC CAP            | 100uF             | 25V          | ケミコン         | C401,402          |     |
|          | VG290100 | ELECTROLYTIC CAP            | 0.22uF            | 50V          | ケミコン         | C429,430          |     |
|          | VG290300 | ELECTROLYTIC CAP            | 0.47uF            | 50V          | ケミコン         | C409,410          |     |
|          | VG290500 | ELECTROLYTIC CAP            | 1uF               | 50V          | ケミコン         | C431,432          |     |
|          | VF248700 | ELECTROLYTIC CAP            | 1000uF            | 16V          | ケミコン         | C317,318          |     |
|          | UK166100 | ELECTROLYTIC CAP            | 1uF               | 50V          | BPケミコン       | C319,320          |     |
|          | VL877300 | CARBON RESISTOR             | 1KΩ               | 1/3W         | カーボン抵抗       | R325,326          |     |
|          | VL877400 | CARBON RESISTOR             | 1.2KΩ             | 1/3W         | カーボン抵抗       | R313,314          |     |
|          | HV454100 | FLAME PROOF CARBON RESISTOR | 10Ω               | 1/4W         | 不燃化カーボン抵抗    | R331,332          |     |
|          | HV455100 | FLAME PROOF CARBON RESISTOR | 100Ω              | 1/4W         | 不燃化カーボン抵抗    | R321-324,401,402  |     |
|          | XA956A00 | IC                          | NHJ2068S          |              | IC           | IC401             |     |
|          | KA805110 | PUSH SWITCH                 | SUN192H           |              | プッシュSW       | SW402             |     |
|          | KA805120 | PUSH SWITCH                 | SUN192H           |              | プッシュSW       | SW401             |     |
|          | VL542200 | ROTARY SWITCH WITH MOTOR    | SRBAA4G01A        |              | モーター付ロータリーSW | SW301             |     |
|          | VL542900 | ROTARY SWITCH               | SRRZ              |              | ロータリーSW      | SW302             |     |
|          | VB858600 | BASE PIN                    | PH                | L-TYPE 7P SE | ベースピン        | CB304             |     |
|          | VB858700 | BASE PIN                    | PH                | L-TYPE 8P SE | ベースピン        | CB303             |     |
|          | LB919030 | BASE PIN                    | XII               | L-TYPE 3P SE | ベース付ポスト      | CB301             |     |
|          | LB919070 | BASE PIN                    | XII               | L-TYPE 7P SE | ベース付ポスト      | CB302             |     |
|          | VD004600 | BASE PIN                    | PH                | i-TYPE 3P TE | ベースピン        | CB307             |     |
|          | VD005000 | BASE PIN                    | PH                | i-TYPE 7P TE | ベースピン        | CB305,401         |     |
|          | V1009100 | CONNECTOR                   | FPC i-TYPE 17P TE |              | FPCコネクタ      | CB306             |     |
|          | VI379200 | CONNECTOR                   | MQ 12P            |              | コネクタソケット     | CB308-310         |     |
|          | VK314700 | POTENTIOMETER               | MH100KΩ           |              | ロータリーVR      | VR404             |     |
|          | VK314800 | POTENTIOMETER               | 30KΩ              |              | ロータリーVR      | VR403             |     |
|          | VL543000 | POTENTIOMETER               | 80KΩ              |              | ロータリーVR      | VR402             |     |
|          | VL543100 | POTENTIOMETER               | 100KΩ             |              | ロータリーVR      | VR401             |     |
|          | VL545100 | POTENTIOMETER WITH MOTOR    | 50K, 10KΩ         | LED          | モーター付VR      | VR301             |     |
|          | IA101521 | TRANSISTOR                  | 2SA1015 Y         |              | トランジスタ       | Q303,304,307,308  |     |
|          | IC1815C0 | TRANSISTOR                  | 2SC1815 Y         |              | トランジスタ       | Q305,306          |     |
|          | IC224030 | TRANSISTOR                  | 2SC2240 GR, BL    |              | トランジスタ       | Q301,302          |     |
|          | VK432900 | TRANSISTOR                  | 2SD1915 (F) ST    |              | トランジスタ       | Q309,310          |     |

\* : New Parts (新規部品)

ランク : Japan only



| Ref. NO. | PART NO. | Description                 |         |      | 部 品 名     | Remarks                                  | Markets | ランク |
|----------|----------|-----------------------------|---------|------|-----------|--|---------|-----|
| *        | VL533000 | MAIN CIRCUIT BOARD          |         |      | メインシート    |  | C       |     |
| *        | VL533100 | MAIN CIRCUIT BOARD          |         |      | メインシート    |  | R       |     |
| *        | VL533200 | MAIN CIRCUIT BOARD          |         |      | メインシート    |  | AB      |     |
| *        | VL533300 | MAIN CIRCUIT BOARD          |         |      | メインシート    |  | H       |     |
| *        | VL533400 | MAIN CIRCUIT BOARD          |         |      | メインシート    |  | W       |     |
|          | VK984200 | MYLAR FILM CAP              | 220pF   | 50V  | マイラーコン    | C604,609                                 |         |     |
|          | FA154100 | MYLAR FILM CAP              | 0.01uF  | 50V  | マイラーコン    | C680,681                                 |         |     |
|          | UA252680 | MYLAR FILM CAP              | 680pF   | 50V  | マイラーコン    | C613,614                                 | CRABH   |     |
|          | FA153100 | MYLAR FILM CAP              | 1000pF  | 50V  | マイラーコン    | C613,614                                 | W       |     |
|          | VK533900 | POLYPROPYLENE FILM CAP      | 100pF   | 200V | PPコン      | C615,618,620,621                         |         |     |
|          | VK534000 | POLYPROPYLENE FILM CAP      | 220pF   | 200V | PPコン      | C678,679                                 |         |     |
|          | UT453390 | POLYPROPYLENE FILM CAP      | 3900pF  | 100V | PPコン      | C650-653                                 | W       |     |
|          | VK534200 | POLYPROPYLENE FILM CAP      | 0.022uF | 100V | PPコン      | C660,663                                 | W       |     |
|          | VK534400 | POLYPROPYLENE FILM CAP      | 0.047uF | 100V | PPコン      | C640,643-647,667,668                     |         |     |
|          | FT174120 | POLYPROPYLENE FILM CAP      | 0.012uF | 100V | PPコン      | C659,661,662,664                         | W       |     |
|          | FG244100 | CERAMIC CAP                 | 0.01uF  | 50V  | セラコン      | C682                                     |         |     |
|          | FG244220 | CERAMIC CAP                 | 0.022uF | 50V  | セラコン      | C669                                     | HW      |     |
|          | FI504100 | CERAMIC CAP                 | 0.01uF  | 400V | スパークキラーコン | C677                                     |         |     |
|          | UJ895220 | ELECTROLYTIC CAP            | 0.22uF  | 100V | ケミコン      | C642                                     |         |     |
|          | VE016600 | ELECTROLYTIC CAP            | 220uF   | 6.3V | ケミコン      | C623                                     |         |     |
|          | VE017800 | ELECTROLYTIC CAP            | 47uF    | 16V  | ケミコン      | C601,610                                 |         |     |
|          | VG287200 | ELECTROLYTIC CAP            | 10uF    | 16V  | ケミコン      | C622,624,641,648                         |         |     |
|          | VG287600 | ELECTROLYTIC CAP            | 100uF   | 16V  | ケミコン      | C631,649,674,675                         |         |     |
|          | VG290700 | ELECTROLYTIC CAP            | 3.3uF   | 50V  | ケミコン      | C605,611,658                             |         |     |
|          | VI532800 | ELECTROLYTIC CAP            | 47uF    | 16V  | ケミコン      | C603,608                                 |         |     |
|          | VI532900 | ELECTROLYTIC CAP            | 100uF   | 16V  | ケミコン      | C616,617                                 |         |     |
|          | VK347900 | ELECTROLYTIC CAP            | 470uF   | 63V  | ケミコン      | C619,671                                 |         |     |
|          | VG289400 | ELECTROLYTIC CAP            | 3300uF  | 25V  | ケミコン      | C656,657                                 |         |     |
| *        | VL715300 | ELECTROLYTIC CAP            | 14000uF | 63V  | ケミコン      | C665,666                                 |         |     |
|          | VI862200 | POLYETHYLENE FILM CAP       | 0.1uF   | 100V | ポリエチレンコン  | C672,673                                 |         |     |
|          | FU451150 | NICA CAP                    | 15pF    | 500V | マイカコン     | C606,607                                 |         |     |
|          | VC793700 | COIL                        | 1.5uH   |      | 空芯コイル     | L601,602                                 |         |     |
|          | HV453100 | FLAME PROOF CARBON RESISTOR | 1Ω      | 1/4W | 不燃化カーボン抵抗 | R720,723                                 |         |     |
|          | HV453220 | FLAME PROOF CARBON RESISTOR | 2.2Ω    | 1/4W | 不燃化カーボン抵抗 | R738                                     |         |     |
|          | HV453220 | FLAME PROOF CARBON RESISTOR | 2.2Ω    | 1/4W | 不燃化カーボン抵抗 | R721,722                                 | W       |     |
|          | HV453220 | FLAME PROOF CARBON RESISTOR | 2.2Ω    | 1/4W | 不燃化カーボン抵抗 | R726                                     | HW      |     |
|          | HV453470 | FLAME PROOF CARBON RESISTOR | 4.7Ω    | 1/4W | 不燃化カーボン抵抗 | R680,681,688-693,700,701,708,711,716,718 |         |     |
|          | HV454220 | FLAME PROOF CARBON RESISTOR | 22Ω     | 1/4W | 不燃化カーボン抵抗 | R646,733                                 |         |     |
|          | HV454820 | FLAME PROOF CARBON RESISTOR | 82Ω     | 1/4W | 不燃化カーボン抵抗 | R640,652                                 |         |     |
|          | HV455100 | FLAME PROOF CARBON RESISTOR | 100Ω    | 1/4W | 不燃化カーボン抵抗 | R605,622,645,647                         |         |     |
|          | HV455680 | FLAME PROOF CARBON RESISTOR | 680Ω    | 1/4W | 不燃化カーボン抵抗 | R644,648                                 | CRABH   |     |
|          | HV455330 | FLAME PROOF CARBON RESISTOR | 330Ω    | 1/4W | 不燃化カーボン抵抗 | R644,648                                 | W       |     |
|          | HV455220 | FLAME PROOF CARBON RESISTOR | 220Ω    | 1/4W | 不燃化カーボン抵抗 | R629-632,673,676                         |         |     |
|          | HV455560 | FLAME PROOF CARBON RESISTOR | 560Ω    | 1/4W | 不燃化カーボン抵抗 | R628,633                                 |         |     |
|          | HV455820 | FLAME PROOF CARBON RESISTOR | 820Ω    | 1/4W | 不燃化カーボン抵抗 | R665,666                                 |         |     |
|          | HV456270 | FLAME PROOF CARBON RESISTOR | 2.7KΩ   | 1/4W | 不燃化カーボン抵抗 | R660,671                                 |         |     |
|          | HL323470 | METAL OXIDE RESISTOR        | 4.7Ω    | 2W   | 酸化金属被膜抵抗  | R709,710                                 |         |     |
|          | HL325220 | METAL OXIDE RESISTOR        | 220Ω    | 2W   | 酸化金属被膜抵抗  | R731,732                                 |         |     |
|          | HL325820 | METAL OXIDE RESISTOR        | 820Ω    | 2W   | 酸化金属被膜抵抗  | R702,703,713                             |         |     |

\* : New Parts (新規部品)

ランク : Japan only

| Ref. NO. | PART NO. | Description           | 部 品 名           | Remarks   | Markets                      | ランク   |
|----------|----------|-----------------------|-----------------|-----------|------------------------------|-------|
|          | VJG95400 | WIRE WOUND RESISTOR   | 0.22Ω×2 3W      | セメント抵抗    | R683,684,697,698             |       |
|          | VK877300 | CARBON RESISTOR       | 1KΩ 1/3W        | カーボン抵抗    | R613,625                     |       |
|          | VL878500 | CARBON RESISTOR       | 10KΩ 1/3W       | カーボン抵抗    | R739,740                     |       |
|          | VL862900 | CARBON RESISTOR       | 47KΩ 1/3W       | カーボン抵抗    | R618,734                     |       |
|          | IG076800 | IC                    | NJM4558S        | IC        | IC601                        |       |
|          | VD948800 | PUSH SWITCH           | TV-5            | ブッシュSW    | SW601                        | RABIW |
|          | KA804300 | PUSH SWITCH           | FSB-99753V      | ブッシュSW    | SW601                        | C     |
|          | VA961800 | VOLTAGE SELECTOR      | ESE-37247-F     | 電圧切替器     | SW602                        | R     |
| *        | VL544900 | PUSH SWITCH           | SPHL            | ブッシュSW    | SW603                        |       |
|          | VK475500 | PUSH SWITCH           | SPUH21          | ブッシュSW    | SW604                        |       |
| *        | KB000390 | FUSE                  | T4.5A 250V      | ヒューズ      | F602                         | R     |
|          | VD370900 | FUSE                  | 10A 250V        | ヒューズ      | F601                         | C     |
|          | KB001490 | FUSE                  | 10A 250V        | ヒューズ      | F601                         | R     |
|          | KB003100 | FUSE                  | T4.0A 250V      | ヒューズ      | F601                         | ABHW  |
|          | KC001940 | RELAY                 | DH24D2-OT(H)    | リレー       | RY601,602                    |       |
|          | VK438300 | RELAY                 | DH24D2-OT(H)-II | リレー       | RY603                        |       |
| *        | VL920100 | SPEAKER TERMINAL      | T6489-A 8P      | スピーカ端子    | TE607                        | CRABW |
| *        | VL920200 | SPEAKER TERMINAL      | T6492-A 8P      | スピーカ端子    | TE607                        | H     |
|          | LA002000 | WRAPPING TERMINAL     | 2P i-TYPE P=7.5 | ラッピング端子   | TE603                        |       |
|          | LA002110 | WRAPPING TERMINAL     | 2P i-TYPE P=5   | ラッピング端子   | TE604                        | HW    |
|          | LA002140 | WRAPPING TERMINAL     | 2P i-TYPE P=10  | ラッピング端子   | TE601                        |       |
|          | LA002320 | WRAPPING TERMINAL     | 3P i-TYPE P=7.5 | ラッピング端子   | TE602                        |       |
|          | LB301720 | PHONES JACK           | M1669-A         | ホーンジャック   | JK601                        | CR    |
|          | VI327500 | AC OUTLET             | 3P              | ACアウトレット  | JK602                        |       |
|          | VE225700 | BASE PIN              | 2P P=7.5        | ベース付ポスト   | TE606                        | RABIW |
|          | VG879900 | BASE PIN              | VH 2P TE        | ベースピン     | TE608                        | C     |
|          | VA252300 | CONNECTOR             | MQ 5P           | MQコネクタ    | CB603                        |       |
|          | VB994900 | CONNECTOR             | MQ 9P           | MQコネクタ    | CB602                        |       |
|          | VI378000 | BASE PIN              | MQ 10P TE       | ベースピン     | CB601                        |       |
|          | VI378300 | CONNECTOR             | MQ 5P           | コネクタソケット  | CB608                        |       |
|          | VI378700 | CONNECTOR             | MQ 9P           | コネクタソケット  | CB606                        |       |
|          | VI378800 | CONNECTOR             | MQ 10P          | コネクタソケット  | CB607                        |       |
| *        | VK216100 | PLUG                  | FJ 6P           | FJ-L プラグ  | CB617                        |       |
| *        | VK216900 | CONNECTOR             | FJ 6P           | FJ-リセプタクル | CB615,616                    |       |
|          | VDO04600 | BASE PIN              | PH i-TYPE 3P TE | ベースピン     | CB613                        |       |
|          | VB858200 | BASE PIN              | PH L-TYPE 3P SE | ベースピン     | CB611                        |       |
|          | VL845300 | BASE POST             | XII 9P TE       | ベース付ポスト   | CB618                        |       |
|          | VJG92800 | PRE-SET POTENTIOMETER | B470Ω           | 半固定VR     | VR601,602                    |       |
|          | IA097000 | TRANSISTOR            | 2SA970 GR,BL    | トランジスタ    | Q602,603,608,609,611,616,650 |       |
|          | IA101521 | TRANSISTOR            | 2SA1015 Y       | トランジスタ    | Q622,623,654                 |       |
|          | VL808200 | TRANSISTOR            | 2SA1124 Q,R,S,T | トランジスタ    | Q619,626                     |       |
|          | VC614000 | TRANSISTOR            | 2SB1274 Q,R,S   | トランジスタ    | Q630                         |       |
|          | IC181500 | TRANSISTOR            | 2SC1815 Y       | トランジスタ    | Q612-615,617,628             |       |
|          | IC224030 | TRANSISTOR            | 2SC2240 GR,BL   | トランジスタ    | Q629,651,652                 |       |
|          | IC260320 | TRANSISTOR            | 2SC2603 E,F     | トランジスタ    | Q632,633                     |       |
|          | VL808300 | TRANSISTOR            | 2SC2632 Q,R,S,T | トランジスタ    | Q621,624                     |       |
|          | VC407900 | TRANSISTOR            | 2SD1913 R,S     | トランジスタ    | Q653                         |       |
|          | VK432900 | TRANSISTOR            | 2SD1915(F) ST   | トランジスタ    | Q601,604-607,610             |       |
| *        | VL582500 | TRANSISTOR            | 2SB1186A D,E    | トランジスタ    | Q636,637                     |       |

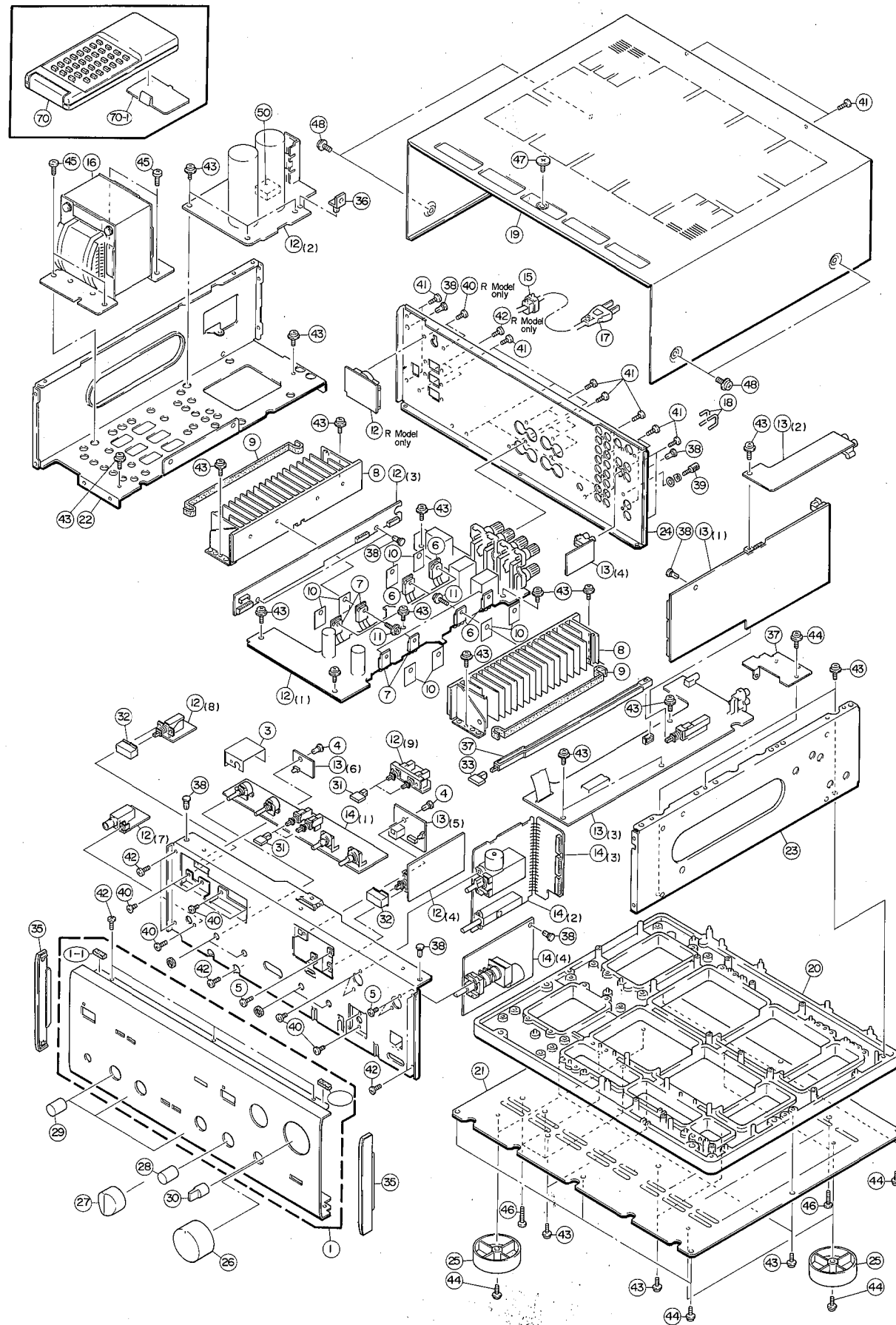
\* : New Parts (新規部品)

ランク : Japan only



EXPLODED VIEW

1  
2  
3  
4  
5



PARTS LIST

| Ref. NO. | PART NO. | Description                | 部品名          | Remarks       | Markets          | ラック |
|----------|----------|----------------------------|--------------|---------------|------------------|-----|
| * 1      | VL532600 | PANEL UNIT                 | パネルユニット      | BL            |                  |     |
| * 1      | VL532700 | PANEL UNIT                 | パネルユニット      | T             |                  |     |
| 1-1      | VE222600 | CUSHION                    | クッション        |               |                  |     |
| 2        | VL213500 | SUB CHASSIS                | サブシャーシ       |               |                  |     |
| 3        | VL549200 | SHEET, SHEILD              | シート シールド     |               |                  |     |
| 4        | CB605620 | PLASTIC RIVET              | プラスチックリベット   | NO.1057       |                  |     |
| 5        | ED330066 | BIND HEAD SCREW            | バインド小ネジ      | 3x6 FCRM3-BL  | PACK             |     |
| 6        | IX609730 | TRANSISTOR                 | トランジスタ       | 2SA1491 O.P.Y | QG42-645         |     |
| 7        | IX609740 | TRANSISTOR                 | トランジスタ       | 2SC3855 O.P.Y | QG40,641,646,647 |     |
| * 8      | VL212700 | RADIATOR ASS'y             | ラジエターASSY    |               |                  |     |
| * 9      | VK706700 | DAMPER, FIN                | ダンパー/FIN     |               |                  |     |
| 10       | VK195900 | SHEET                      | シート          | 19x24         |                  |     |
| 11       | VK173200 | SCREW, TRANSISTOR          | スクリーTR       |               |                  |     |
| * 12     | VL533000 | MAIN CIRCUIT BOARD         | メインシート       |               | C                |     |
| * 12     | VL533100 | MAIN CIRCUIT BOARD         | メインシート       |               | R                |     |
| * 12     | VL533200 | MAIN CIRCUIT BOARD         | メインシート       |               | AB               |     |
| * 12     | VL533300 | MAIN CIRCUIT BOARD         | メインシート       |               | H                |     |
| * 12     | VL533400 | MAIN CIRCUIT BOARD         | メインシート       |               | W                |     |
| * 13     | VL533600 | FUNCTION CIRCUIT BOARD     | ファンクションシート   |               |                  |     |
| * 14     | VL533800 | TONE CONTROL CIRCUIT BOARD | トーンコントロールシート |               |                  |     |
| 15       | VD778200 | CORD STOPPER               | コードストッパー     |               | C                |     |
| 15       | VD375900 | CORD STOPPER               | コードストッパー     |               | RABHW            |     |
| * 16     | XJ693800 | POWER TRANSFORMER          | 電源トランス       |               | C                |     |
| * 16     | XJ694A00 | POWER TRANSFORMER          | 電源トランス       |               | R                |     |
| * 16     | XJ695A00 | POWER TRANSFORMER          | 電源トランス       |               | AB               |     |
| * 16     | XJ696A00 | POWER TRANSFORMER          | 電源トランス       |               | HW               |     |
| 17       | VL012900 | POWER CORD ASS'y           | パワーコードASSY   |               | C                |     |
| 17       | VE222900 | POWER CORD ASS'y           | パワーコードASSY   |               | R                |     |
| 17       | VE042900 | POWER CORD ASS'y           | パワーコードASSY   |               | A                |     |
| 17       | VK815600 | POWER CORD ASS'y           | パワーコードASSY   |               | B                |     |
| 17       | VE223200 | POWER CORD ASS'y           | パワーコードASSY   |               | HW               |     |
| 18       | LB101110 | SHORT PIN                  | ショートピン       |               |                  |     |
| * 19     | VL212800 | TOP COVER                  | トップカバー       | BL            |                  |     |
| * 19     | VL213000 | TOP COVER                  | トップカバー       | T             |                  |     |
| * 20     | VL213100 | CHASSIS                    | シャーシ/アートベース  |               |                  |     |
| * 21     | VL213600 | BOTTOM COVER               | ボトムカバー       |               |                  |     |
| * 22     | VL213700 | FRAME                      | フレーム/サイド     | SIDE L        |                  |     |
| * 23     | VL213800 | FRAME                      | フレーム/サイド     | SIDE R        |                  |     |
| * 24     | VL250100 | REAR PANEL                 | リヤパネル        |               | C                |     |
| * 24     | VL214200 | REAR PANEL                 | リヤパネル        |               | R                |     |
| * 24     | VL214300 | REAR PANEL                 | リヤパネル        |               | AB               |     |
| * 24     | VL214400 | REAR PANEL                 | リヤパネル        |               | W                |     |
| * 24     | VL507700 | REAR PANEL                 | リヤパネル        |               | H                |     |
| 25       | VI615200 | LEG                        | レッグ          |               |                  |     |
| 26       | VK015100 | KNOB                       | ノブ           | VOLUME        | BL               |     |
| 26       | VK015200 | KNOB                       | ノブ           | VOLUME        | T                |     |
| 27       | VK219900 | KNOB                       | ノブ           | INPUT         | BL               |     |
| 27       | VK220000 | KNOB                       | ノブ           | INPUT         | T                |     |
| 28       | VK232700 | KNOB                       | ノブ           | LOUDNESS      | BL               |     |
| 28       | VK232800 | KNOB                       | ノブ           | LOUDNESS      | T                |     |

\* : New Parts (新規部品)

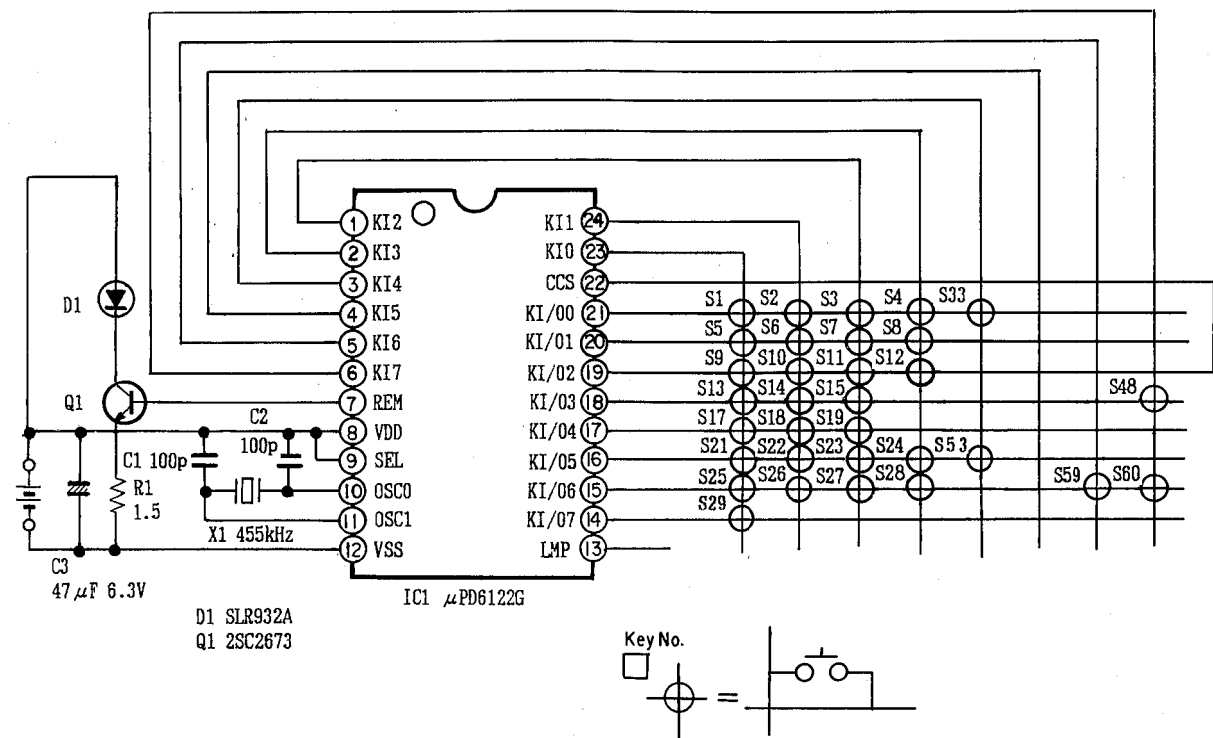
ラック : Japan only

| Ref NO.     | PART NO. | Description                  | 部品名             | Remarks      | Markets | ランク |
|-------------|----------|------------------------------|-----------------|--------------|---------|-----|
| 29          | VK232500 | KNOB                         | BALANCE         | ノブ           | BL      |     |
| 29          | VK232600 | KNOB                         | BALANCE         | ノブ           | T       |     |
| 30          | VK865500 | KNOB                         | REC OUT         | ノブ           | BL      |     |
| 30          | VK865600 | KNOB                         | REC OUT         | ノブ           | T       |     |
| 31          | VH816000 | BUTTON                       | SPEAKERS        | ボタン          | BL      |     |
| 31          | VH816100 | BUTTON                       | SPEAKERS        | ボタン          | T       |     |
| 32          | VH841900 | BUTTON                       | POWER           | ボタン          |         |     |
| 32          | VH842000 | BUTTON                       | POWER           | ボタン          |         |     |
| 33          | VH816200 | BUTTON                       | PHONO           | ボタン          | BL      |     |
| 33          | VH816300 | BUTTON                       | PHONO           | ボタン          | T       |     |
| * 34        | VL250500 | EXTENSION BAR                |                 | ロッド          |         |     |
| 35          | VJ833000 | SIDE COVER                   |                 | サイドカバー       | T       |     |
| 35          | VJ833100 | SIDE COVER                   |                 | サイドカバー       | BL      |     |
| 36          | CB091290 | P.C.B SUPPORT                | NO. 1645        | 基板サポート       |         |     |
| * 37        | VL215000 | FRAME                        | PCB2            | フレーム/PCB2    |         |     |
| 38          | CB068880 | PLASTIC RIVET                | NO. 1027        | プラスチックリベット   |         |     |
| 39          | AA627310 | GROUND TERMINAL              |                 | GNDターミナル     |         |     |
| 40          | ED330066 | BIND HEAD SCREW              | 3x6 FCRH3-BL    | バインド小ネジ      |         |     |
| 41          | EN301010 | BIND HEAD BONDING TAP, SCREW | 3x8 FCRH3-BL    | ボンディングBタイトネジ |         |     |
| 42          | EI330086 | BIND HEAD B-TITE SCREW       | 3x8 FCRH3-BL    | バインドBタイトネジ   |         |     |
| 43          | VB770200 | BW HEAD P-TITE SCREW         | 3x10-8 FCRH3    | BWヘッドPタイトネジ  |         |     |
| 44          | EK330030 | BW HEAD TAPPING SCREW        | 3x10 FCRH3-BL   | BWヘッドタッピングネジ |         |     |
| 45          | EN330060 | BIND HEAD B-TITE SCREW       | 4x16 FCRH3-BL   | バインドBタイトネジ   |         |     |
| 46          | VB569300 | BIND HEAD TAPPING SCREW      | 4x25 FCRH3-BL   | バインドBタイトネジ   |         |     |
| 47          | EX601850 | SPECIAL SCREW S-TITE         | 4x8-10 FCRH3-BL | 化粧ネジSタイト     | BL      |     |
| 47          | EX601860 | SPECIAL SCREW S-TITE         | 4x8-10 FNM3-BL  | 化粧ネジSタイト     | T       |     |
| 48          | EK365090 | BW HEAD SCREW                | 4x8 ZMC2-BL     | BWヘッドSタイトネジ  | BL      |     |
| 48          | EX601150 | BW HEAD S-TITE SCREW         | 4x8-10 FNM3-BL  | BWヘッドSタイトネジ  | T       |     |
| 49          | CB091290 | P.C.B SUPPORT                | NO. 1645        | 基板サポート       |         |     |
| 50          | CB642050 | DAMPER                       |                 | ダンパー         |         | CR  |
|             | CB069251 | BINDING TIE                  | BK-1            | 束線止め         |         | HW  |
| ACCESSORIES |          |                              |                 |              |         |     |
| * 70        | VL208500 | REMOTE CONTROL TRANSMITTER   | SBAH00287A      | リモコントランスミッター |         |     |
| 70-1        | XX671360 | LID                          |                 | 電池蓋          |         |     |
|             |          | DRY CELL                     | SUN-3,AA        | マンガン電池       |         |     |

\* : New Parts (新規部品)

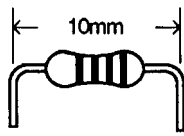
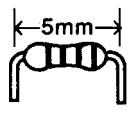
ランク : Japan only

REMOTE CONTROL TRANSMITTER



| KEY NO.     | DATA CODE |    |    |    |    |    |    |    | FUNCTION       |
|-------------|-----------|----|----|----|----|----|----|----|----------------|
|             | D0        | D1 | D2 | D3 | D4 | D5 | D6 | D7 |                |
| 1           | 0         | 0  | 0  | 0  | 0  | 0  | 0  | 0  | PLAY           |
| 2           | 1         | 0  | 0  | 0  | 0  | 0  | 0  | 0  | ◀◀             |
| 3           | 0         | 1  | 0  | 0  | 0  | 0  | 0  | 0  | ▶▶             |
| 4           | 1         | 1  | 0  | 0  | 0  | 0  | 0  | 0  | STOP           |
| 5           | 0         | 0  | 1  | 0  | 0  | 0  | 0  | 0  | REC/PAUSE      |
| 6           | 1         | 0  | 1  | 0  | 0  | 0  | 0  | 0  | REC MUTE       |
| 7           | 0         | 1  | 1  | 0  | 0  | 0  | 0  | 0  | DECK A/B       |
| 8           | 1         | 1  | 1  | 0  | 0  | 0  | 0  | 0  | DIR A          |
| 9           | 0         | 0  | 0  | 1  | 0  | 0  | 0  | 0  | PLAY (CD)      |
| 10          | 1         | 0  | 0  | 1  | 0  | 0  | 0  | 0  | PAUSE/STOP     |
| 11          | 0         | 1  | 0  | 1  | 0  | 0  | 0  | 0  | SKIP ▶▶        |
| 12          | 1         | 1  | 0  | 1  | 0  | 0  | 0  | 0  | SKIP ◀◀        |
| 13          | 0         | 0  | 1  | 1  | 0  | 0  | 0  | 0  | SEARCH ▶▶      |
| 14          | 1         | 0  | 1  | 1  | 0  | 0  | 0  | 0  | SEARCH ◀◀      |
| 15          | 0         | 1  | 1  | 1  | 0  | 0  | 0  | 0  | PLAY/CUT       |
| 17          | 0         | 0  | 0  | 0  | 1  | 0  | 0  | 0  | PRESET +       |
| 18          | 1         | 0  | 0  | 0  | 1  | 0  | 0  | 0  | PRESET -       |
| 19          | 0         | 1  | 0  | 0  | 1  | 0  | 0  | 0  | A/B/C/D/E      |
| 21          | 0         | 0  | 1  | 0  | 1  | 0  | 0  | 0  | PHONO          |
| 22          | 1         | 0  | 1  | 0  | 1  | 0  | 0  | 0  | CD             |
| 23          | 0         | 1  | 1  | 0  | 1  | 0  | 0  | 0  | TUNER          |
| 24          | 1         | 1  | 1  | 0  | 1  | 0  | 0  | 0  | AUX            |
| 25          | 0         | 0  | 0  | 1  | 1  | 0  | 0  | 0  | TAPE1          |
| 26          | 1         | 0  | 0  | 1  | 1  | 0  | 0  | 0  | TAPE2          |
| 27          | 0         | 1  | 0  | 1  | 1  | 0  | 0  | 0  | VOLUME +       |
| 28          | 1         | 1  | 0  | 1  | 1  | 0  | 0  | 0  | VOLUME -       |
| 29          | 0         | 0  | 1  | 1  | 1  | 0  | 0  | 0  | MUTING -20 dB  |
| 33          | 0         | 0  | 0  | 0  | 0  | 0  | 1  | 0  | DIR B          |
| 48          | 1         | 1  | 1  | 1  | 0  | 0  | 1  | 0  | DISC SKIP      |
| 53          | 0         | 0  | 1  | 0  | 1  | 0  | 1  | 0  | DAT            |
| 59          | 0         | 1  | 0  | 1  | 1  | 0  | 1  | 0  | EQ ON/FLAT     |
| 60          | 1         | 1  | 0  | 1  | 1  | 0  | 1  | 0  | EQ PRESET SKIP |
| CUSTOM CODE | 0         | 1  | 0  | 1  | 1  | 1  | 1  | 0  |                |

# Parts List for Carbon Resistors

| Value  | 1/4W Type Part No. | 1/6W Type Part No. | Value  | 1/4W Type Part No.   | 1/6W Type Part No.   |
|--------|--------------------|--------------------|--------|--|--|
| 1.0 Ω  | HJ35 3100          | HF853100           | 12 KΩ  | HJ35 7120  | HF85 7120  |
| 1.8 Ω  | HJ35 3180          | *                  | 15 KΩ  | HJ35 7150  | HF85 7150  |
| 2.2 Ω  | HJ35 3220          | HF853220           | 18 KΩ  | HJ35 7180  | HF85 7180  |
| 3.3 Ω  | HJ35 3330          | HF853330           | 22 KΩ  | HJ35 7220  | HF85 7220  |
| 4.7 Ω  | HJ35 3470          | HF853470           | 27 KΩ  | HJ35 7270  | HF85 7270  |
| 5.6 Ω  | HJ35 3560          | HF853560           | 33 KΩ  | HJ35 7330  | HF85 7330  |
| 10 Ω   | HJ35 4100          | HF85 4100          | 39 KΩ  | HJ35 7390  | HF85 7390  |
| 15 Ω   | HJ35 4150          | HF85 4150          | 47 KΩ  | HJ35 7470  | HF85 7470  |
| 22 Ω   | HJ35 4220          | HF85 4220          | 56 KΩ  | HJ35 7560  | HF85 7560  |
| 27 Ω   | HJ35 4270          | HF85 4270          | 68 KΩ  | HJ35 7680  | HF85 7680  |
| 33 Ω   | HJ35 4330          | HF85 4330          | 82 KΩ  | HJ35 7820  | HF85 7820  |
| 39 Ω   | HJ35 4390          | HF85 4390          | 91 KΩ  | HJ35 7910  | HF85 7910  |
| 47 Ω   | HJ35 4470          | HF85 4470          | 100 KΩ | HJ35 8100  | HF85 8100  |
| 56 Ω   | HJ35 4560          | HF85 4560          | 120 KΩ | HJ35 8120  | HF85 8120  |
| 68 Ω   | HJ35 4680          | HF85 4680          | 150 KΩ | HJ35 8150  | HF85 8150  |
| 82 Ω   | HJ35 4820          | HF85 4820          | 180 KΩ | HJ35 8180  | HF85 8180  |
| 100 Ω  | HJ35 5100          | HF85 5100          | 220 KΩ | HJ35 8220  | HF85 8220  |
| 110 Ω  | HJ35 5110          | HF85 5110          | 270 KΩ | HJ35 8270  | HF85 8270  |
| 120 Ω  | HJ35 5120          | HF85 5120          | 330 KΩ | HJ35 8330  | HF85 8330  |
| 150 Ω  | HJ35 5150          | HF85 5150          | 390 KΩ | HJ35 8390  | HF85 8390  |
| 160 Ω  | HJ35 5160          | *                  | 470 KΩ | HJ35 8470  | HF85 8470  |
| 180 Ω  | HJ35 5180          | HF85 5180          | 560 KΩ | HJ35 8560  | HF85 8560  |
| 220 Ω  | HJ35 5220          | HF85 5220          | 680 KΩ | HJ35 8680  | HF85 8680  |
| 270 Ω  | HJ35 5270          | HF85 5270          | 820 KΩ | HJ35 8820  | HF85 8820  |
| 330 Ω  | HJ35 5330          | HF85 5330          | 1.0 MΩ | HJ35 9100  | HF85 9100  |
| 390 Ω  | HJ35 5390          | HF85 5390          | 1.2 MΩ | HJ35 9120  | *  |
| 470 Ω  | HJ35 5470          | HF85 5470          | 1.5 MΩ | HJ35 9150  | HF85 9150  |
| 510 Ω  | *                  | HF85 5510          | 1.8 MΩ | HJ35 9180  | HF85 9180  |
| 560 Ω  | HJ35 5560          | HF85 5560          | 2.2 MΩ | HJ35 9220  | HF85 9220  |
| 680 Ω  | HJ35 5680          | HF85 5680          | 3.3 MΩ | HJ35 9330  | HF85 9330  |
| 820 Ω  | HJ35 5820          | HF85 5820          | 3.9 MΩ | HJ35 9390  | *  |
| 910 Ω  | HJ35 5910          | HF85 5910          | 4.7 MΩ | HJ35 9470  | HF85 9470  |
| 1.0 KΩ | HJ35 6100          | HF85 6100          |        |  |  |
| 1.2 KΩ | HJ35 6120          | HF85 6120          |        |  |  |
| 1.5 KΩ | HJ35 6150          | HF85 6150          |        |  |  |
| 1.8 KΩ | HJ35 6180          | HF85 6180          |        |  |  |
| 2.0 KΩ | HJ35 6200          | HF85 6200          |        |  |  |
| 2.2 KΩ | HJ35 6220          | HF85 6220          |        |  |  |
| 2.4 KΩ | HJ35 6240          | HF85 6240          |        |  |  |
| 2.7 KΩ | HJ35 6270          | HF85 6270          |        |  |  |
| 3.0 KΩ | HJ35 6300          | HF85 6300          |        |  |  |
| 3.3 KΩ | HJ35 6330          | HF85 6330          |        |  |  |
| 3.6 KΩ | HJ35 6360          | HF85 6360          |        |  |  |
| 3.9 KΩ | HJ35 6390          | HF85 6390          |        |  |  |
| 4.7 KΩ | HJ35 6470          | HF85 6470          |        |  |  |
| 5.1 KΩ | HJ35 6510          | HF85 6510          |        |  |  |
| 5.6 KΩ | HJ35 6560          | HF85 6560          |        |  |  |
| 6.8 KΩ | HJ35 6680          | HF85 6680          |        |  |  |
| 8.2 KΩ | HJ35 6820          | HF85 6820          |        |  |  |
| 9.1 KΩ | HJ35 6910          | HF85 6910          |        |  |  |
| 10 KΩ  | HJ35 7100          | HF85 7100          |        |  |  |
|        |                    |                    |        | <b>1/4W Type</b><br>HJ35 ○○○○<br> | <b>1/6W Type</b><br>HF85 ○○○○<br> |

AX-750

# AX-750

---

# YAMAHA

AX-750